




SMT Power Inductors - LPO3310 Series



- Only 1.0 mm high, 3.3 mm square
- Handles current up to 2.8 Amps

Designer's Kit C375 contains 3 each of all values

Core material Ferrite

Core and winding loss See www.coilcraft.com/coreloss

Terminations RoHS compliant silver-palladium-platinum-glass frit. Other terminations available at additional cost.

Weight 28.0 – 31.3 mg

Ambient temperature –40°C to +85°C with I_{rms} current, +85°C to +110°C with derated current

Storage temperature Component: –40°C to +110°C. Packaging: –55°C to +80°C

Resistance to soldering heat Max three 40 second reflows at +260°C, parts cooled to room temperature between cycles

Moisture Sensitivity Level (MSL) 1 (unlimited floor life at <30°C / 85% relative humidity)

Mean Time Between Failures (MTBF) 26,315,789 hours

Packaging 1000/7" reel; 3500/13" reel Plastic tape: 12 mm wide, 0.23 mm thick, 8 mm pocket spacing, 1.37 mm pocket depth

Recommended pick and place nozzle OD: 3.3 mm; ID: ≤1.65 mm

PCB washing Only pure water or alcohol recommended

Part number ¹	L^2 ±20% (μ H)	DCR ³ max (Ohms)	SRF ⁴ typ (MHz)	Isat ⁵ (A)	Irms ⁶ (A)
LPO3310-301ML_	0.30	0.040	420	2.8	2.8
LPO3310-471ML_	0.47	0.042	310	2.3	2.3
LPO3310-701ML_	0.70	0.068	200	1.9	1.9
LPO3310-102ML_	1.0	0.076	180	1.6	1.6
LPO3310-152ML_	1.5	0.12	153	1.4	1.4
LPO3310-222ML_	2.2	0.15	112	1.1	1.1
LPO3310-332ML_	3.3	0.20	91	0.95	0.95
LPO3310-472ML_	4.7	0.28	80	0.80	0.80
LPO3310-682ML_	6.8	0.36	68	0.66	0.66
LPO3310-822ML_	8.2	0.50	58	0.65	0.65
LPO3310-103ML_	10	0.52	52	0.57	0.57
LPO3310-153ML_	15	0.80	36	0.45	0.45
LPO3310-223ML_	22	1.20	34	0.37	0.37
LPO3310-333ML_	33	1.78	27	0.30	0.30
LPO3310-473ML_	47	2.15	22	0.25	0.25

- When ordering, please specify **termination** and **packaging** codes:

LPO3310-473ML C

Termination: L = RoHS compliant silver-palladium-platinum-glass frit
Special order: T = RoHS tin-silver-copper (95.5/4/0.5) or
 S = non-RoHS tin-lead (63/37).

Packaging: C = 7" machine-ready reel. EIA-481 embossed plastic tape (1000 parts per full reel).

B = Less than full reel. In tape, but not machine ready.
 To have a leader and trailer added (\$25 charge), use code letter C instead.

D = 13" machine-ready reel. EIA-481 embossed plastic tape (3500 parts per full reel).

- Inductance tested at 100 kHz, 0.1 Vrms using an Agilent/HP 4192A.
 - DCR measured on a micro-ohmmeter.
 - SRF measured using Agilent/HP 8753ES or equivalent.
 - DC current at which the inductance drops 10% (typ) from its value without current.
 - Current that causes a 25°C temperature rise from 25°C ambient.
 - Electrical specifications at 25°C.
- See Qualification Standards section for environmental and test data.
 Refer to Doc 362 "Soldering Surface Mount Components" before soldering.

SPICE models ON OUR WEB SITE OR CD

Coilcraft[®]

Specifications subject to change without notice.
 Please check our website for latest information.

Document 352-1 Revised 09/17/07

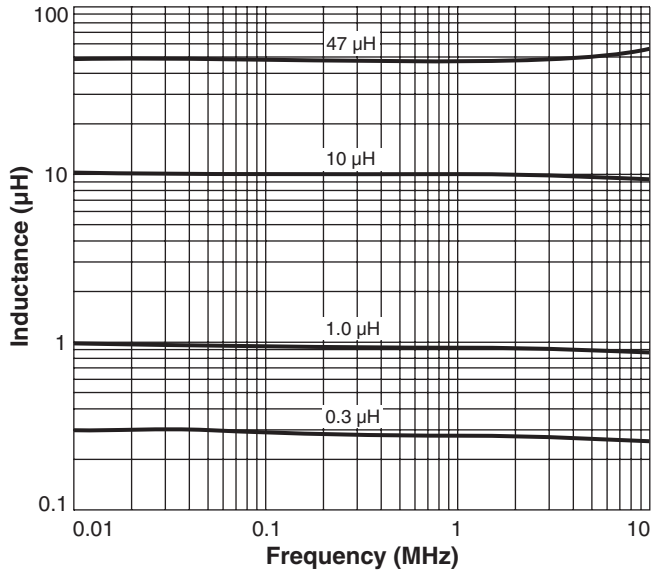
1102 Silver Lake Road Cary, Illinois 60013 Phone 847/639-6400 Fax 847/639-1469

E-mail info@coilcraft.com Web <http://www.coilcraft.com>

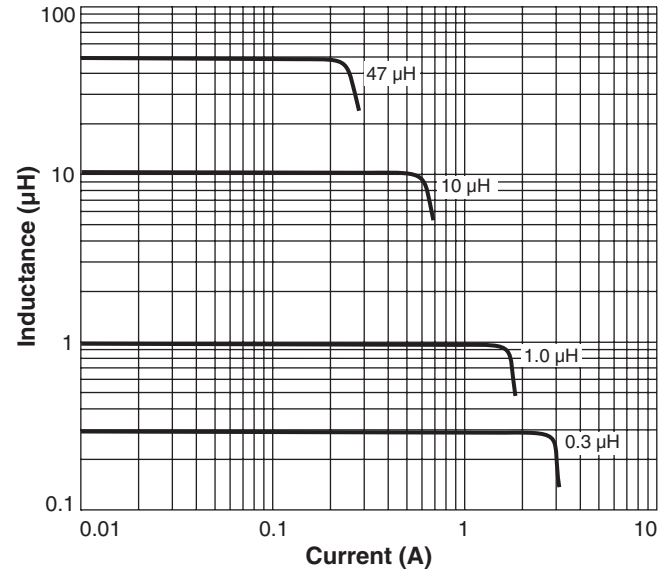


SMT Power Inductors - LPO3310 Series

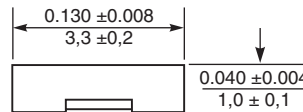
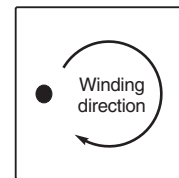
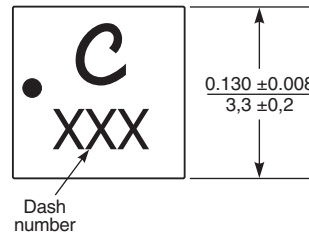
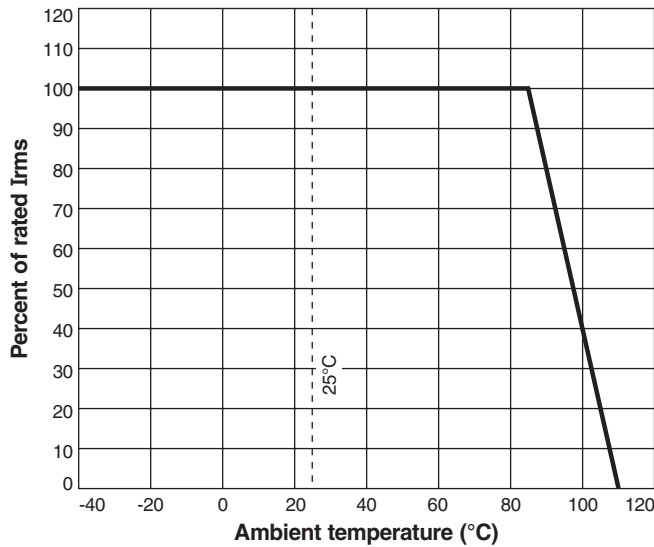
Typical L vs Frequency



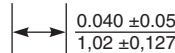
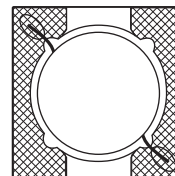
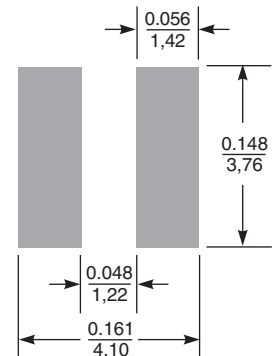
Typical L vs Current



Irms Derating



Recommended Land Pattern



Dimensions are in inches/mm



Specifications subject to change without notice. Please check our website for latest information.

Document 352-2 Revised 09/17/07

1102 Silver Lake Road Cary, Illinois 60013 Phone 847/639-6400 Fax 847/639-1469

E-mail info@coilcraft.com Web http://www.coilcraft.com