

**NEW!**

Shielded Power Inductors—LPS4012 Series



- Very low DCR; excellent current handling
- 4.0 × 4.0 mm footprint; less than 1.2 mm tall

Core material Ferrite

Core and winding loss See www.coilcraft.com/coreloss

Terminations RoHS compliant silver-palladium-platinum-glass frit. Other terminations available at additional cost.

Weight 54 – 64 mg

Ambient temperature –40°C to +85°C with I_{rms} current, +85°C to +125°C with derated current

Storage temperature Component: –40°C to +125°C.

Packaging: –55°C to +80°C

Resistance to soldering heat Max three 40 second reflows at +260°C, parts cooled to room temperature between cycles

Moisture Sensitivity Level (MSL) 1 (unlimited floor life at <30°C / 85% relative humidity)

Mean Time Between Failures (MTBF) 26,315,789 hours

Packaging 1000/7" reel; 3500/13" reel Plastic tape: 12 mm wide, 0.25 mm thick, 8 mm pocket spacing, 1.32 mm pocket depth

Recommended pick and place nozzle OD: 4 mm; ID: ≤ 2 mm

PCB washing Only pure water or alcohol recommended

Part number ¹	Inductance ² (µH)	DCR max ³ (Ohms)	SRF typ ⁴ (MHz)	Isat (A) ⁵			I _{rms} (A) ⁶	
				10% drop	20% drop	30% drop	20°C rise	40°C rise
LPS4012-331ML_	0.33 ±20%	0.023	375	5.2	5.4	5.6	2.7	3.7
LPS4012-681ML_	0.68 ±20%	0.055	220	3.5	3.6	3.7	1.8	2.4
LPS4012-102NL_	1.0 ±30%	0.060	180	2.8	2.9	3.0	1.7	2.4
LPS4012-152ML_	1.5 ±20%	0.070	140	2.6	2.7	2.8	1.6	2.2
LPS4012-222ML_	2.2 ±20%	0.100	115	2.3	2.4	2.5	1.2	1.75
LPS4012-332ML_	3.3 ±20%	0.100	100	1.3	1.4	1.4	1.45	2.00
LPS4012-472ML_	4.7 ±20%	0.175	70	1.6	1.7	1.8	1.10	1.45
LPS4012-562ML_	5.6 ±20%	0.260	60	1.5	1.6	1.6	0.85	1.10
LPS4012-682ML_	6.8 ±20%	0.340	55	1.3	1.3	1.4	0.80	0.98
LPS4012-103ML_	10 ±20%	0.350	40	0.98	1.0	1.1	0.55	0.75
LPS4012-153ML_	15 ±20%	0.550	30	0.79	0.82	0.84	0.53	0.73
LPS4012-223ML_	22 ±20%	0.600	25	0.74	0.78	0.79	0.52	0.70
LPS4012-333ML_	33 ±20%	0.825	22	0.45	0.47	0.48	0.46	0.61
LPS4012-473ML_	47 ±20%	1.40	19	0.35	0.37	0.38	0.40	0.52
LPS4012-683ML_	68 ±20%	1.70	15	0.30	0.32	0.33	0.35	0.46
LPS4012-104ML_	100 ±20%	2.40	12	0.24	0.26	0.27	0.30	0.40
LPS4012-124ML_	120 ±20%	3.30	11.5	0.23	0.24	0.25	0.27	0.36
LPS4012-154ML_	150 ±20%	3.50	10.0	0.21	0.22	0.23	0.25	0.32
LPS4012-184ML_	180 ±20%	5.00	8.0	0.18	0.19	0.20	0.23	0.29
LPS4012-224ML_	220 ±20%	5.20	7.0	0.15	0.16	0.17	0.21	0.27
LPS4012-334ML_	330 ±20%	7.20	7.0	0.14	0.14	0.15	0.17	0.225
LPS4012-474ML_	470 ±20%	10.0	4.0	0.10	0.11	0.12	0.13	0.175
LPS4012-564ML_	560 ±20%	12.5	3.5	0.10	0.105	0.115	0.11	0.140
LPS4012-684ML_	680 ±20%	13.5	3.0	0.10	0.105	0.110	0.11	0.135
LPS4012-824ML_	820 ±20%	20.0	3.0	0.090	0.095	0.095	0.105	0.132
LPS4012-105ML_	1000 ±20%	21.5	3.0	0.080	0.090	0.095	0.100	0.130
LPS4012-155ML_	1500 ±20%	35.0	2.5	0.090	0.090	0.090	0.087	0.115
LPS4012-185ML_	1800 ±20%	36.0	2.0	0.079	0.085	0.087	0.075	0.100
LPS4012-225ML_	2200 ±20%	40.0	1.0	0.079	0.083	0.085	0.070	0.090
LPS4012-335ML_	3300 ±20%	76.0	0.95	0.074	0.078	0.080	0.065	0.085

1. Please specify **termination** and **packaging** codes:

LPS4012-682MLC

Termination: L = RoHS compliant silver-palladium-platinum-glass frit.
Special order:
T = RoHS tin-silver-copper (95.5/4/0.5)
or S = non-RoHS tin-lead (63/37).

Packaging: C = 7" machine-ready reel. EIA-481 embossed plastic tape (1000 parts per full reel).

B = Less than full reel. In tape, but not machine ready.

To have a leader and trailer added (\$25 charge), use code letter C instead.

D = 13" machine-ready reel. EIA-481 embossed plastic tape. Factory order only, not stocked (3500 parts per full reel).

2. Inductance tested at 100 kHz, 0.1 V_{rms} using an Agilent/HP 4192A. Inductance at 1 MHz is the same for parts with SRF ≥ 10 MHz.
3. DCR measured on a micro-ohmmeter.
4. SRF measured using Agilent/HP 8753ES or equivalent.
5. DC current that causes the specified inductance drop from its value without current.
6. Current that causes the specified temperature rise from 25°C ambient.
7. Electrical specifications at 25°C.
See Qualification Standards section for environmental and test data.
Refer to Doc 362 "Soldering Surface Mount Components" before soldering.

Coilcraft®

Specifications subject to change without notice.
Please check our website for latest information.

Document 433-1 Revised 05/31/07

1102 Silver Lake Road Cary, Illinois 60013 Phone 847/639-6400 Fax 847/639-1469

E-mail info@coilcraft.com Web <http://www.coilcraft.com>

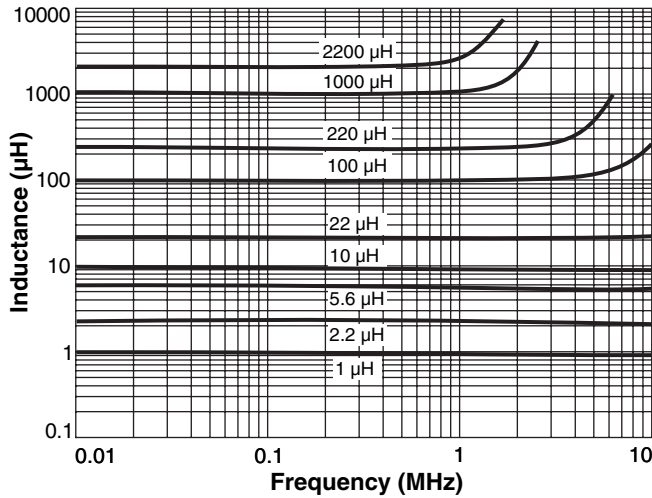


NEW!

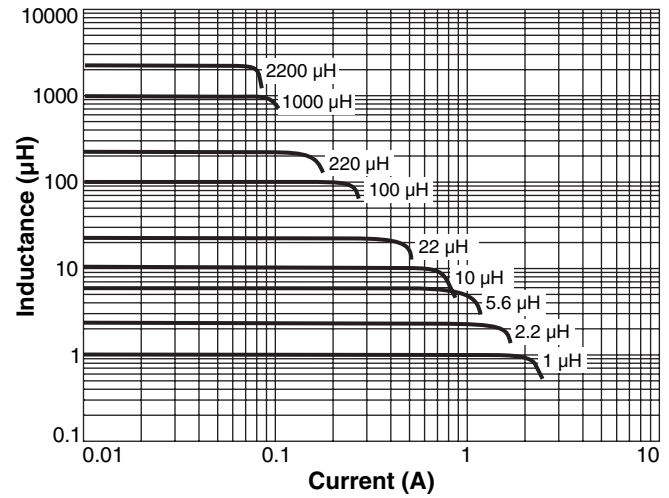
Shielded SMT Power Inductors – LPS4012 Series

SPICE models
ON OUR WEB SITE OR CD

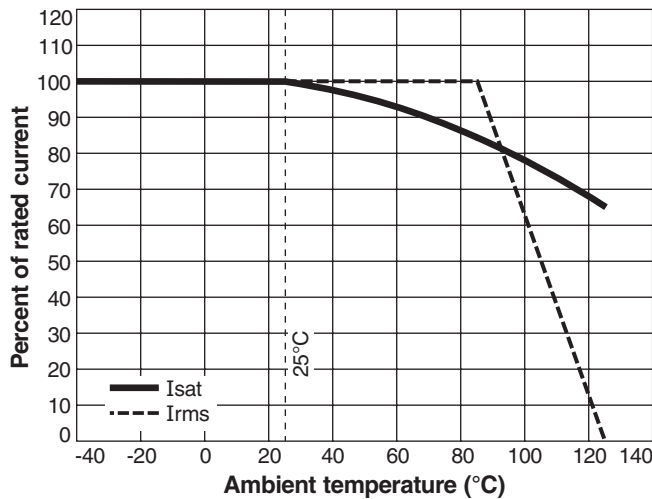
Typical L vs Frequency



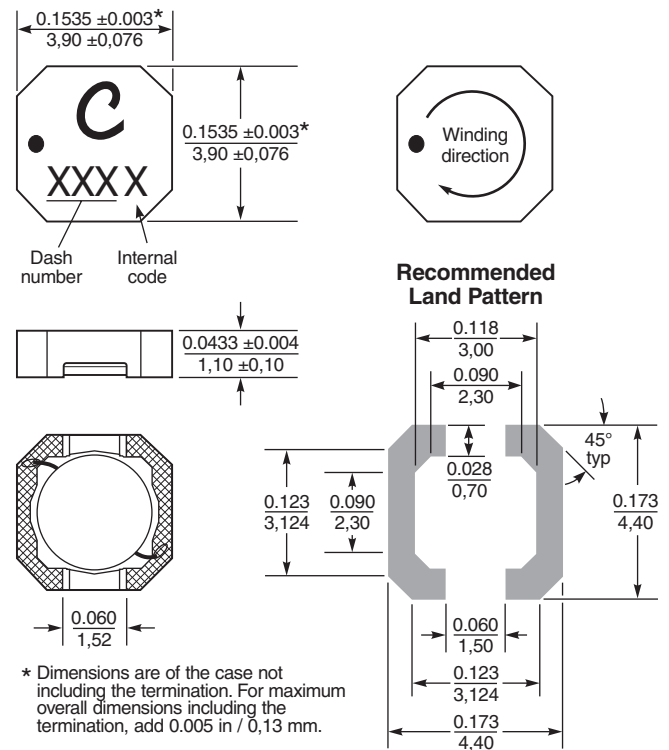
Typical L vs Current



Current Derating



Coilcraft **Designer's Kit C392** contains samples of 0.80 µH to 33 µH parts (3 each) from LPS3008, LPS3010 and LPS3015. **Kit C401** contains samples of 0.56 µH to 33 µH parts (3 each) from LPS4012 and LPS4018. **Kit C402** contains samples of 220 µH to 3300 µH parts (3 each) from all five series. For details of kit contents and to order, contact Coilcraft or visit <http://order.coilcraft.com>.



* Dimensions are of the case not including the termination. For maximum overall dimensions including the termination, add 0.005 in / 0.13 mm.

Dimensions are in $\frac{\text{inches}}{\text{mm}}$



Specifications subject to change without notice.
Please check our website for latest information.

Document 433-2 Revised 05/31/07

1102 Silver Lake Road Cary, Illinois 60013 Phone 847/639-6400 Fax 847/639-1469

E-mail info@coilcraft.com Web <http://www.coilcraft.com>