

Features

- High inductance up to 1.2 mH
- E12 series available
- Wide inductance range
- RoHS compliant*

Applications

- Input/output of DC/DC converters
- Power supplies for:
 - Portable communications equipment
 - Camcorders
 - LCD TVs
 - Car radios

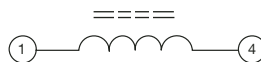
SDR0906 Series - SMD Power Inductors

Electrical Specifications

Bourns Part No.	Inductance 1kHz		Q Ref.	Test Frequency (MHz)	SRF Min. (MHz)	RDC (Ω)	I rms Max. (A)	I sat Typ. (A)
	(μH)	Tol. %						
SDR0906-2R2ML	2.2	± 20	30	7.96	105	0.03	4.00	6.70
SDR0906-2R7ML	2.7	± 20	30	7.96	84	0.04	3.50	6.50
SDR0906-3R9ML	3.9	± 20	28	7.96	77	0.04	3.30	5.50
SDR0906-4R7ML	4.7	± 20	27	7.96	55	0.05	3.00	4.80
SDR0906-5R6ML	5.6	± 20	28	7.96	42	0.06	2.80	4.50
SDR0906-6R8ML	6.8	± 20	27	7.96	36	0.06	2.60	4.20
SDR0906-8R2ML	8.2	± 20	27	7.96	29	0.07	2.40	4.00
SDR0906-100 ML	10	± 20	35	2.52	25	0.09	2.10	3.20
SDR0906-120 ML	12	± 20	35	2.52	23	0.10	2.00	3.10
SDR0906-150 ML	15	± 20	35	2.52	22	0.11	1.90	2.90
SDR0906-180 ML	18	± 20	35	2.52	19	0.12	1.80	2.40
SDR0906-220 ML	22	± 20	35	2.52	16	0.13	1.60	2.40
SDR0906-270 KL	27	± 10	35	2.52	15	0.15	1.40	2.20
SDR0906-330 KL	33	± 10	35	2.52	14	0.18	1.25	2.00
SDR0906-390 KL	39	± 10	25	2.52	13	0.19	1.15	1.60
SDR0906-470 KL	47	± 10	25	2.52	12	0.23	1.10	1.50
SDR0906-560 KL	56	± 10	25	2.52	12	0.26	1.05	1.40
SDR0906-680 KL	68	± 10	20	2.52	10	0.31	1.00	1.40
SDR0906-820 KL	82	± 10	20	2.52	9	0.33	0.95	1.30
SDR0906-101 KL	100	± 10	15	0.796	8	0.39	0.90	1.10
SDR0906-121 KL	120	± 10	15	0.796	8	0.43	0.85	1.10
SDR0906-151 KL	150	± 10	15	0.796	7	0.56	0.75	0.90
SDR0906-181 KL	180	± 10	15	0.796	6	0.64	0.70	0.82
SDR0906-221 KL	220	± 10	20	0.796	6	0.85	0.60	0.80
SDR0906-271 KL	270	± 10	20	0.796	5	1.00	0.55	0.76
SDR0906-331 KL	330	± 10	15	0.796	5	1.27	0.50	0.65
SDR0906-391 KL	390	± 10	15	0.796	5	1.40	0.45	0.64
SDR0906-471 KL	470	± 10	15	0.796	5	1.63	0.40	0.57
SDR0906-561 KL	560	± 10	15	0.796	4	2.10	0.32	0.53
SDR0906-681 KL	680	± 10	15	0.796	4	2.40	0.28	0.46
SDR0906-821 KL	820	± 10	15	0.796	3	2.75	0.24	0.36
SDR0906-102 KL	1000	± 10	60	0.252	2	3.50	0.22	0.35
SDR0906-122 KL	1200	± 10	60	0.252	2	4.00	0.20	0.28
SDR0906-152 KL	1500	± 10	70	0.252	2	5.00	0.18	0.26
SDR0906-182 KL	1800	± 10	60	0.252	2	5.80	0.17	0.24
SDR0906-222 KL	2200	± 10	94	0.252	2	8.00	0.14	0.23
SDR0906-272 KL	2700	± 10	90	0.252	1	9.00	0.13	0.23
SDR0906-332 KL	3300	± 10	78	0.252	1	10.00	0.12	0.18
SDR0906-392 KL	3900	± 10	96	0.252	1	13.50	0.10	0.18
SDR0906-472 KL	4700	± 10	86	0.252	1	15.00	0.09	0.16
SDR0906-562 KL	5600	± 10	100	0.252	1	20.00	0.07	0.15
SDR0906-682 KL	6800	± 10	90	0.252	1	23.00	0.06	0.14
SDR0906-822 KL	8200	± 10	100	0.252	1	28.00	0.05	0.12
SDR0906-103 KL	10000	± 10	100	0.0796	1	33.00	0.04	0.10

Multiple windings possible (up to four windings).

Electrical Schematic



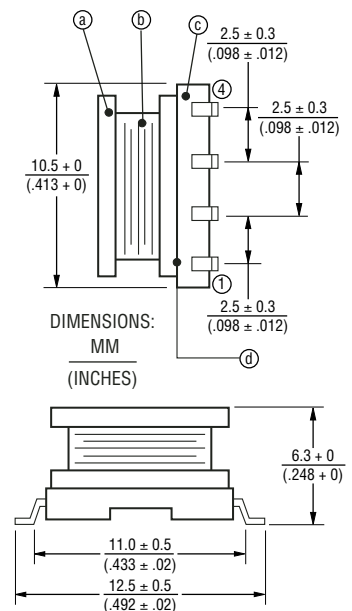
General Specifications

Test Frequency1 KHz
 Test Voltage1 V
 Reflow Soldering ...230 °C, 50 sec. max.
 Operating Temperature ..-40 °C to +125 °C
 (Temperature rise included)
 Storage Temperature..-40 °C to +125 °C
 Resistance to Soldering Heat
260 °C for 5 sec.

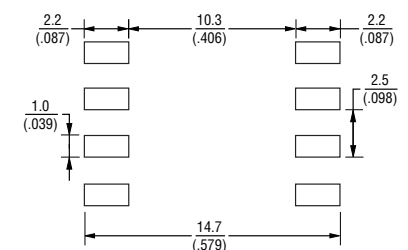
Materials

CoreFerrite DR core
 WireEnamelled copper wire
 Base.....LCP
 AdhesiveEpoxy resin
 Terminal.....Cu/Ni/Sn
 Rated Current
Ind. drop 10 % typ. at Isat
 Temperature Rise
40 °C max. at rated Irms
 Packaging.....600 pcs. per reel

Product Dimensions



Recommended Layout

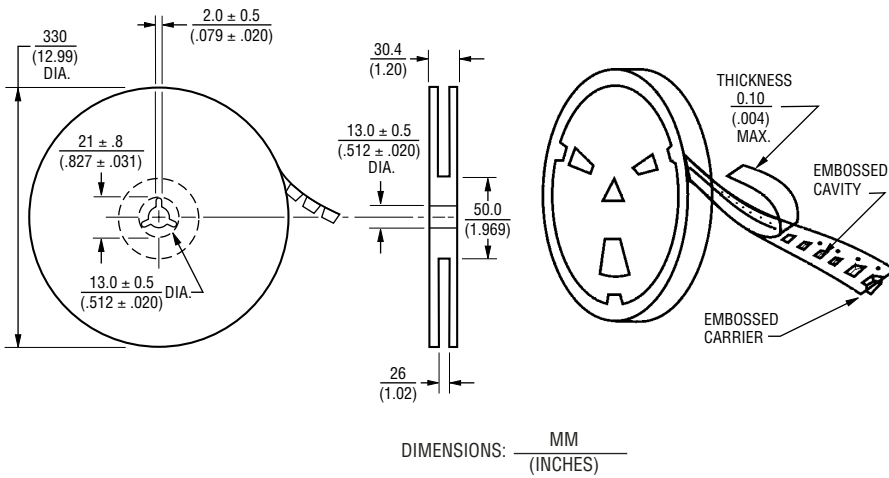


*RoHS Directive 2002/95/EC Jan 27 2003 including Annex
 Specifications are subject to change without notice.
 Customers should verify actual device performance in their specific applications.

SDR0906 Series - SMD Power Inductors

BOURNS®

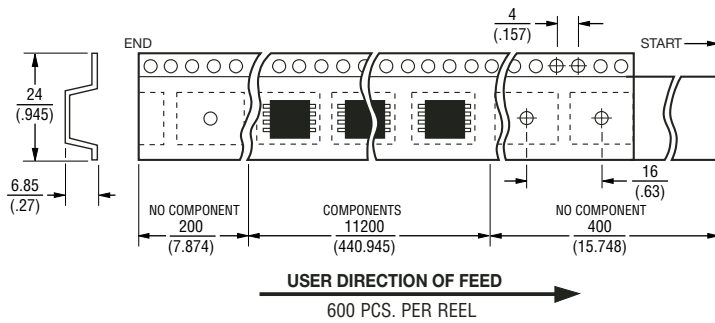
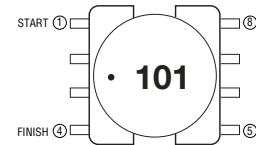
Packaging Specifications



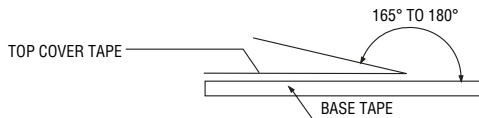
Materials

Paper
Plastics

Typical Part Marking



Strength Of Cover Tape



The force for tearing off cover tape is 10 to 130 grams in the arrow direction.