



Features

- Shielded construction
- Unit height of 5.0 mm
- Inductance range: 0.10 μ H to 0.2 μ H
- Current up to 40 A
- Lead free
- RoHS compliant*

Applications

- Input/output of DC/DC converters
- Power supplies for:
 - Portable communications equipment
 - Camcorders
 - LCD TVs
 - Car audio systems

SRP1050 Series - Shielded Power Inductors

Electrical Specifications

Bourns Part No.	Inductance L (μ H)	Test Frequency (Hz)	I rms (A)	I sat (A) max.	DCR (m Ω) max.
SRP1050-R10M	0.10 \pm 20 %	1 M	40	50	0.65
SRP1050-R15M	0.15 \pm 20 %	1 M	40	42	0.65
SRP1050-R20M	0.20 \pm 20 %	1 M	30	40	0.65

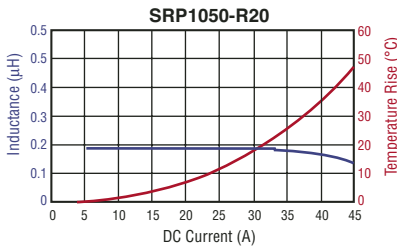
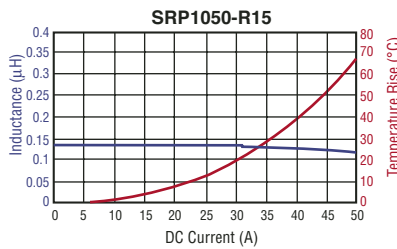
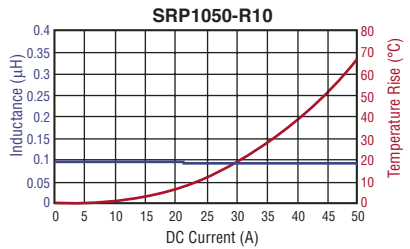
General Specifications

Test Voltage.....0.1 V
 Test Frequency.....1 MHz
 Reflow Soldering.....230 °C; 50 sec max.
 Operating Temperature ..-55 °C to +150 °C
 (Temperature rise included)
 Storage Temperature..-55 °C to +150 °C
 Resistance to Soldering Heat
+260 °C for 10 sec.

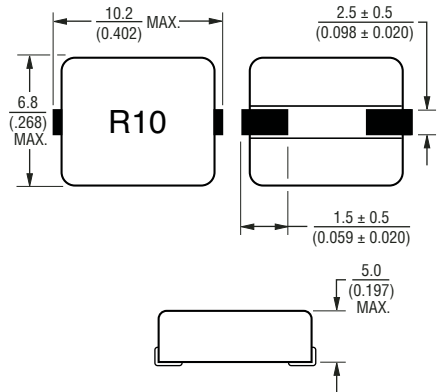
Materials

Core.....Ferrite
 Wire.....Enameled copper
 Terminal.....Cu/Sn
 Rated Current.....Ind. drops 20 % at I sat
 Temperature Rise.....40 °C at rated I rms
 Packaging.....900 pcs. per 13-inch reel

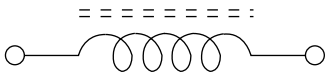
L vs. I Charts



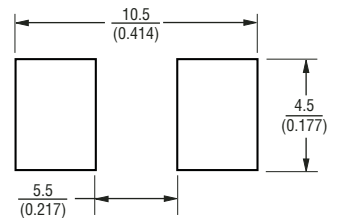
Product Dimensions



Electrical Schematic



Recommended Layout



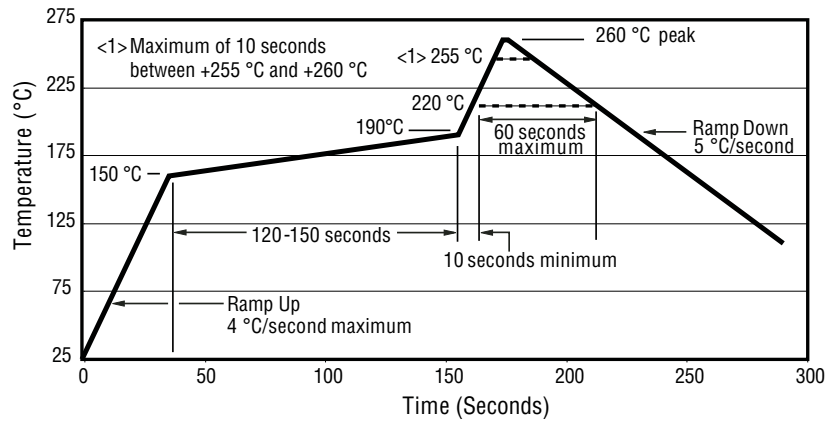
DIMENSIONS: $\frac{\text{MM}}{\text{(INCHES)}}$

*RoHS Directive 2002/95/EC Jan 27 2003 including Annex
 Specifications are subject to change without notice.
 Customers should verify actual device performance in their specific applications.

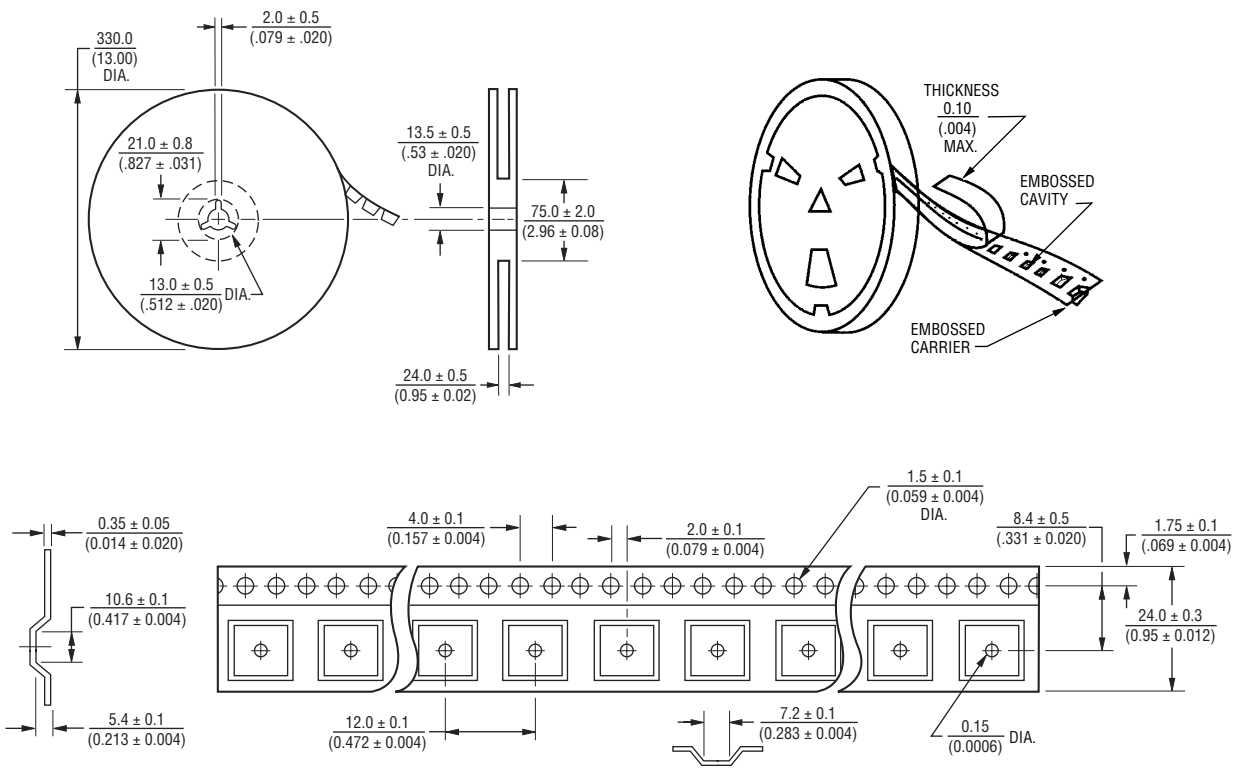
SRP1050 Series - Shielded Power Inductors

BOURNS®

Soldering Profile



Packaging Specifications



DIMENSIONS: $\frac{\text{MM}}{\text{(INCHES)}}$

REV. 10/06

Specifications are subject to change without notice.

Customers should verify actual device performance in their specific applications.