



Features

- Shielded construction
- Unit height of 5.0 mm
- Inductance range: 0.1 μ H to 0.2 μ H
- Current up to 30 A
- Lead free
- RoHS compliant*

Applications

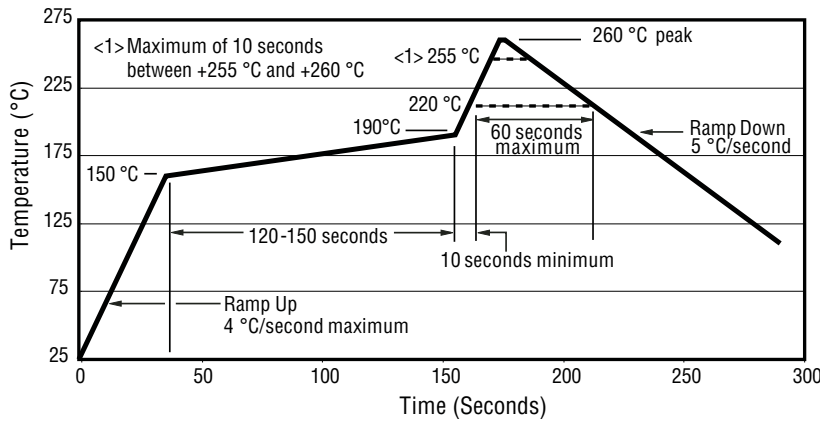
- Input/output of DC/DC converters
- Power supplies for:
 - Portable communications equipment
 - Camcorders
 - LCD TVs
 - Car audio systems

SRP7050 Series - Shielded Power Inductors

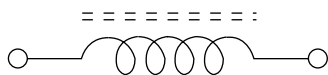
Electrical Specifications

Bourns Part No.	Inductance L (μ H)	Test Frequency (Hz)	I rms (A) max.	I sat (A) max.	DCR (m Ω) max.
SRP7050-R10Y	0.10 \pm 30 %	0.25 V / 1M	30	37	0.50
SRP7050-R15Y	0.15 \pm 30 %	0.25 V / 1M	24	30	0.50
SRP7050-R20Y	0.20 \pm 30 %	0.25 V / 1M	19	24	0.50

Soldering Profile



Electrical Schematic



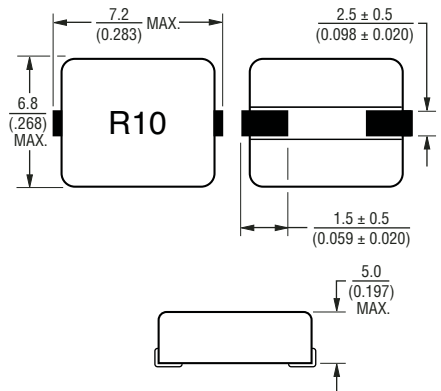
General Specifications

Test Voltage.....0.25 V
 Test Frequency.....1 MHz
 Reflow Soldering.....230 °C; 50 sec max.
 Operating Temperature...-55 °C to +150 °C
 (Temperature rise included)
 Storage Temperature...-55 °C to +150 °C
 Resistance to Soldering Heat
+260 °C for 10 sec.

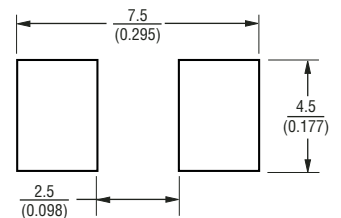
Materials

Core.....Ferrite
 Wire.....Enameled copper
 Terminal.....Cu/Sn
 Rated Current.....Ind. drops 20 % at I sat
 Temperature Rise.....40 °C at rated I rms
 Packaging.....900 pcs. per 13-inch reel

Product Dimensions



Recommended Layout



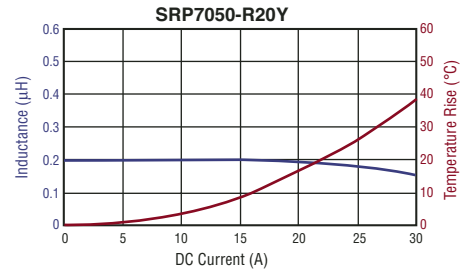
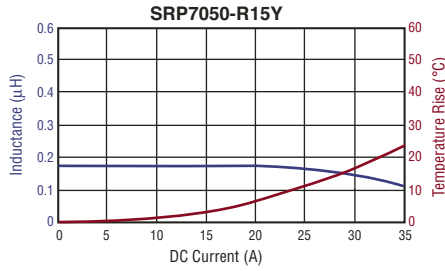
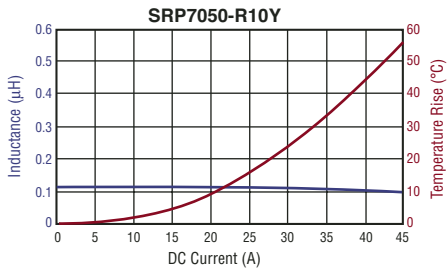
DIMENSIONS: $\frac{\text{MM}}{\text{(INCHES)}}$

*RoHS Directive 2002/95/EC Jan 27 2003 including Annex
 Specifications are subject to change without notice.
 Customers should verify actual device performance in their specific applications.

SRP7050 Series - Shielded Power Inductors

BOURNS®

L vs. I Charts



Packaging Specifications

