

*RoHS COMPLIANT



BOURNS®

Features

- Available in E12 series
- Height of 2.9 mm
- Current rating up to 2.1 A
- RoHS compliant*

Applications

- Input/output of DC/DC converters
- Power supplies for:
 - Portable communication equipment
 - Camcorders
 - LCD TVs
 - Car radios

SRR0905 Series - Shielded SMD Power Inductors

Electrical Specifications

Bourns Part No.	Inductance 100 kHz		Q Ref.	Test Frequency (MHz)	SRF Typ. (MHz)	DCR Max. (Ω)	Idc (A)
	(μH)	Tol. %					
SRR0905-100M	10	±20	39	2.52	29	0.06	2.1
SRR0905-120M	12	±20	40	2.52	26	0.07	1.9
SRR0905-150M	15	±20	35	2.52	24	0.07	1.7
SRR0905-180M	18	±20	39	2.52	21	0.08	1.6
SRR0905-220M	22	±20	35	2.52	18	0.08	1.4
SRR0905-270M	27	±20	35	2.52	17	0.10	1.3
SRR0905-330Y	33	±15	27	2.52	14	0.11	1.2
SRR0905-390Y	39	±15	31	2.52	14	0.12	1.1
SRR0905-470Y	47	±15	27	2.52	11	0.14	1.0
SRR0905-560Y	56	±15	26	2.52	11	0.19	0.93
SRR0905-680Y	68	±15	26	2.52	10	0.21	0.85
SRR0905-820Y	82	±15	26	2.52	9	0.28	0.79
SRR0905-101K	100	±10	29	0.796	8	0.34	0.72
SRR0905-121K	120	±10	31	0.796	7	0.37	0.63
SRR0905-151K	150	±10	24	0.796	6	0.51	0.55
SRR0905-181K	180	±10	24	0.796	5	0.57	0.50
SRR0905-221K	220	±10	27	0.796	5	0.78	0.47
SRR0905-271K	270	±10	30	0.796	5	0.87	0.41
SRR0905-331K	330	±10	29	0.796	4	1.20	0.37
SRR0905-391K	390	±10	26	0.796	3	1.34	0.35
SRR0905-471K	470	±10	26	0.796	3	1.50	0.33

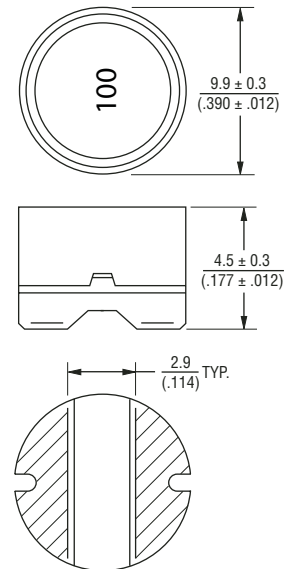
General Specifications

Test Voltage 1 Volt
 Reflow Soldering 230 °C; 50 sec max.
 Operating Temperature .. -40 °C to +125 °C
 (Temperature rise included)
 Storage Temperature .. -40 °C to +125 °C
 Resistance to Soldering Heat
 260 °C for 5 sec.

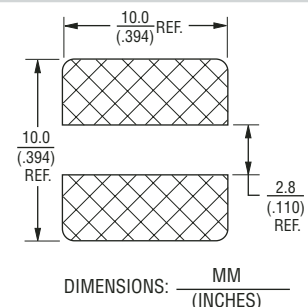
Materials

Core Material Ferrite DR & RI
 Wire Enamelled Copper
 Terminal Ag/Ni/Sn
 Rated Current ... Ind. drop 10 % typ at I sat
 Temperature Rise .. 15 °C typ. at rated I rms
 Packaging 600 pcs. per reel

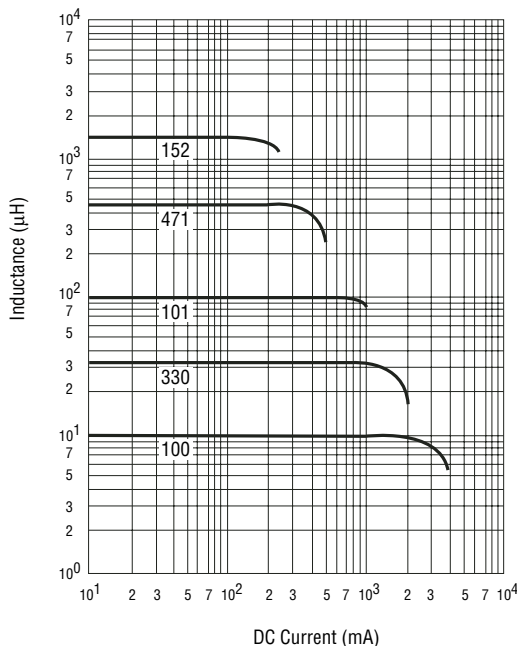
Product Dimensions



Recommended Layout



Inductance vs. Current

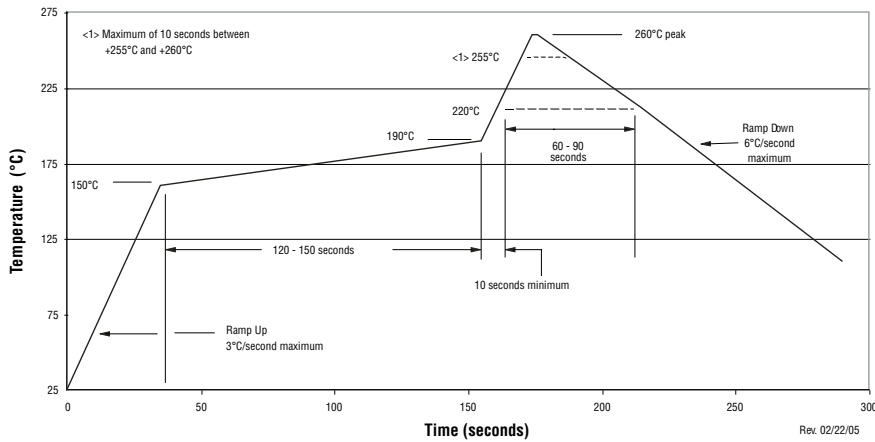


*RoHS Directive 2002/95/EC Jan 27 2003 including Annex Specifications are subject to change without notice. Customers should verify actual device performance in their specific applications.

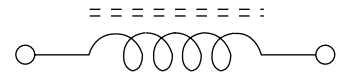
SRR0905 Series - Shielded SMD Power Inductors

BOURNS®

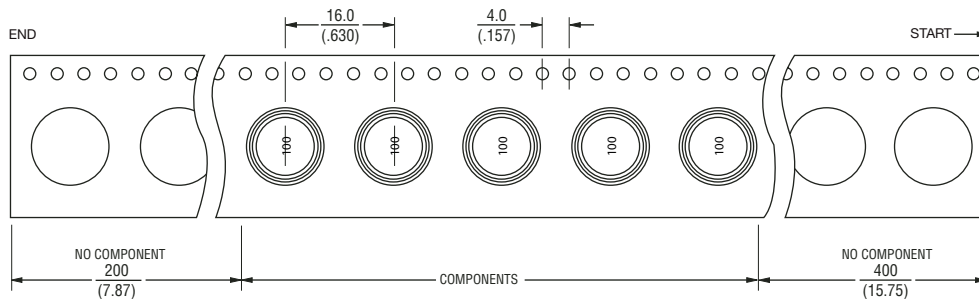
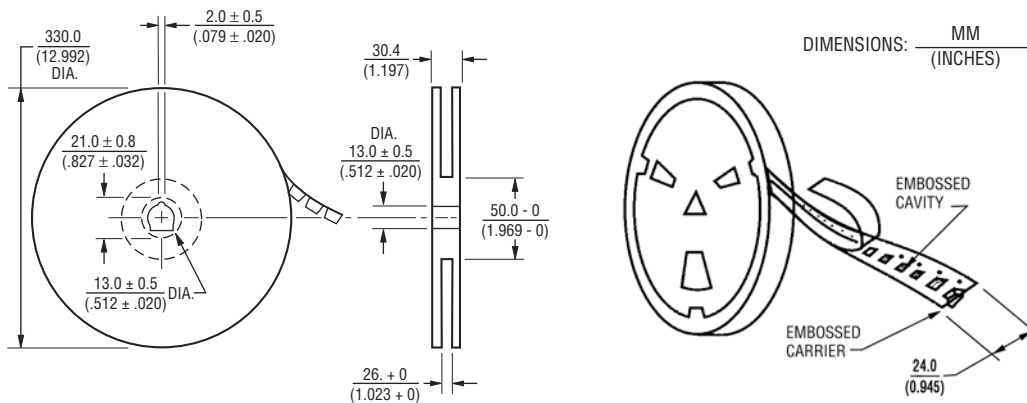
Soldering Profile



Electrical Schematic



Packaging Specifications



USER DIRECTION OF FEED

QTY: 600 PCS. PER REEL

08/07

Specifications are subject to change without notice.
Customers should verify actual device performance in their specific applications.