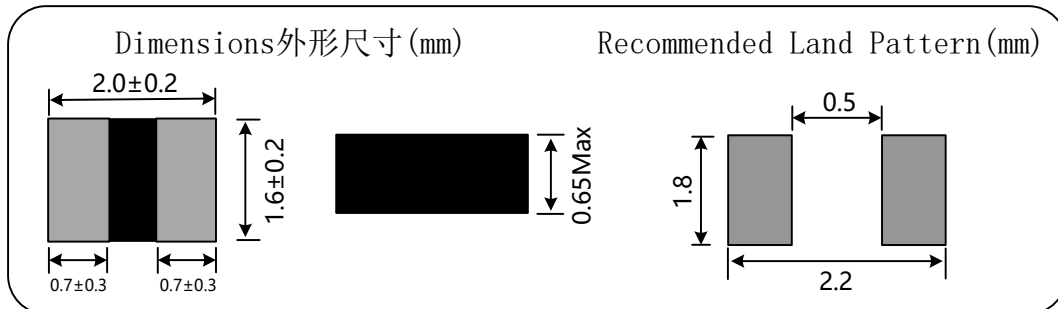

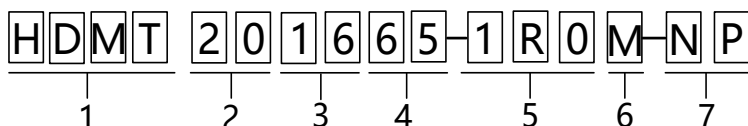




Type: HDMT201665



PRODUCT IDENTIFICATION/產品標識



1. Product symbol/產品類型 : HDMT (shield/屏蔽)
2. Body length/產品長度 : mm
3. Body wide/產品寬度 : mm
4. Body height/產品高度 : mm
5. Inductance/感量 : μH
6. Tolerance/公差 : M $\pm 20\%$, N $\pm 30\%$
7. RoHs Compliant(SGS Certified)

本產品滿足環境保護要求(有害物質限用)



FEATURES:

- Quantity/reel:3000PCS.
- Square 2.0mm type(2.2mm Max),Height 0.65mm Max.
- Extremtly low DCR and ultra low AC losses for high switching frequencies(up to 5MHz).
- Closed magnetic circuit design reduces leakage flux and Electro Magnetic Interference(EMI).
- No thermal aging issues.
- Widely use in DC-DC converter/Notebook/5G modiles etc.

特長:

- 數量/卷:3000PCS.
- 方形2.0mm(2.2mm Max),高度0.65mm Max.
- 在高開關頻率(高達5MHz)下具有極低DCR和交流損耗.
- 閉合磁路設計減少漏磁和電磁干擾(EMI).
- 無熱老化問題.
- 廣泛應用於升降壓轉換器/筆記本電腦/5G模塊等.

ELECTRICAL CHARACTERISTICS/電氣特性

Part NO. 品名	Inductance 電感量(μH)	Tolerance 公差(%)	D.C.R. 直流電阻		I sat(Max) 飽和電流(A)	I rms(Max) 溫升電流(A)
			Typ(m Ω)	Max(m Ω)		
HDMT201665-R47	0.47	M	33	40	4.0	4.5
HDMT201665-R68	0.68	M	42	50	3.1	3.5
HDMT201665-1R0	1.0	M	58	70	2.7	3.0
HDMT201665-2R2	2.2	M	145	170	2.0	2.0

Inductance Range/電感範圍:0.47~2.2 μH

Operating Temperature/工作溫度:-55 $^{\circ}\text{C}$ ~ +125 $^{\circ}\text{C}$

Storage Temperature/儲存溫度:-40 $^{\circ}\text{C}$ ~ +125 $^{\circ}\text{C}$

(1) Test frequency :1MHz/1.0V;

(2) The maximum allowable current is a DC current which causes initial inductance to decrease by 30%,or temperature to rise by 40 $^{\circ}\text{C}$, whichever is smaller(At ambient reference temperature:25 $^{\circ}\text{C}$).

(1) 電感測試頻率:1MHz/1.0V;

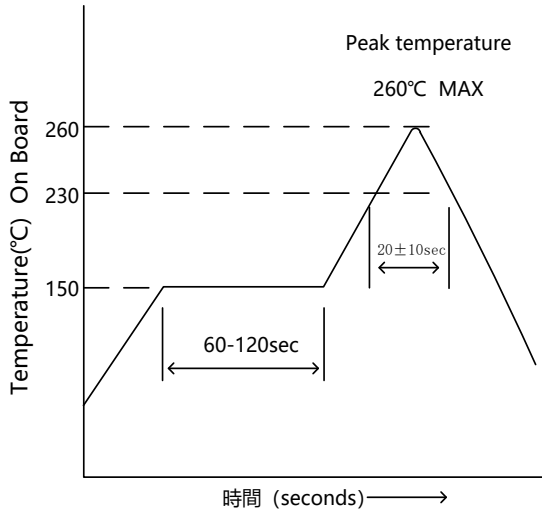
(2) 最大容許電流定義:電感下降30%或溫度上升40 $^{\circ}\text{C}$ 時,取其小值作為最大容許電流(周圍環境溫度25 $^{\circ}\text{C}$).



Electrical Schematic/原理圖



Recommended Temperature Conditions of Air Reflow Soldering/推薦回流焊溫度條件



In addition to the standards versions shown here, custom inductors are also available to meet your exact requirements.

除了這裡顯示的標準品之外,可根據客戶要求進行設計.

www.fonrita.com