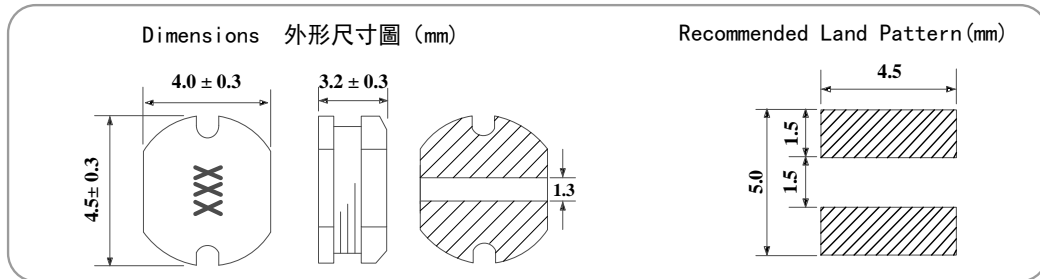
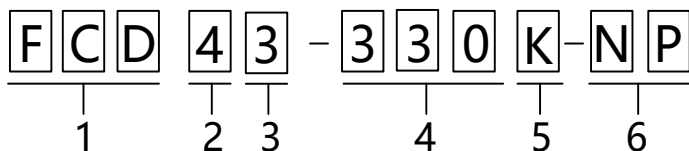




Type: FCD43



PRODUCT IDENTIFICATION/產品標識



1. Product symbol/產品類型 : FCD (Unshielded/無屏蔽)
2. Body length/產品長度 : mm
3. Body height/產品高度 : mm
4. Inductance/感量 : μH
5. Tolerance/公差 : K $\pm 10\%$, M $\pm 20\%$
6. RoHS Compliant(SGS Certified)

本產品滿足環境保護要求(有害物質限用)



FEATURES:

- Quantity/reel:2000PCS.
- Rotundity 4.5mm type(4.8mm Max),Height 3.2mm TYP.
- Carrier tape is used for SMT.
- Suitable for reflow soldering.
- Widely use in DC-DC converter/LCD TV/Notebook/PDA/Digital camera/Portable CDR-W etc.

特長:

- 數量/卷:2000PCS.
- 圓形4.5mm(4.8mm Max),高度3.2mm TYP.
- 使用載帶包裝運用於SMT.
- 適用於回流焊SMT工藝.
- 廣泛應用於升降壓轉換器/液晶顯示器/筆記本電腦/個人掌上記事本/數碼相機/便攜式光碟機.

ELECTRICAL CHARACTERISTICS/電氣特性

Part NO. 品名	Inductance 電感量(μH)	Tolerance 公差(%)	DC Resistance 直流電阻Max(Ω)	Rated Current 額定電流Max(A)
FCD43-1R0	1.0	M	0.033	3.80
FCD43-1R4	1.4	M	0.038	3.30
FCD43-1R8	1.8	M	0.042	2.91
FCD43-2R2	2.2	M	0.047	2.60
FCD43-2R7	2.7	M	0.052	2.43
FCD43-3R3	3.3	M	0.058	2.15
FCD43-3R9	3.9	M	0.076	1.98
FCD43-4R7	4.7	M	0.094	1.70
FCD43-5R6	5.6	M	0.101	1.60
FCD43-6R8	6.8	M	0.117	1.41
FCD43-8R2	8.2	M	0.132	1.26
FCD43-100	10	M	0.182	1.15
FCD43-120	12	M	0.210	1.05
FCD43-150	15	M	0.235	0.92
FCD43-180	18	M	0.338	0.84
FCD43-220	22	M	0.378	0.76
FCD43-270	27	K	0.522	0.71
FCD43-330	33	K	0.540	0.64
FCD43-390	39	K	0.587	0.59
FCD43-470	47	K	0.844	0.54
FCD43-560	56	K	0.937	0.50
FCD43-680	68	K	1.117	0.46
FCD43-820	82	K	1.345	0.45
FCD43-101	100	K	1.520	0.44
FCD43-121	120	K	1.800	0.43

Inductance Range/電感範圍:1.0~1000 μH

Operating Temperature/工作溫度:-40°C ~ +125°C

Storage Temperature/儲存溫度:-40°C ~ +125°C

(1) Test frequency :1.0~10 μH at 100KHz/0.25V;
12~1000 μH at 1kHz/0.25V.

(2) The maximum allowable current is a DC current which causes initial inductance to decrease by 10%, or temperature to rise by 40°C,whichever is smaller (At ambient reference temperature:25°C).

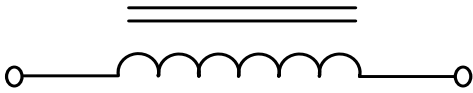
(1) 電感測試頻率:1.0~10 μH 在100KHz/0.25V;
12~1000 μH 在1kHz/0.25V.

(2) 最大容許電流定義:電感下降10%或溫度上升40°C時,取其小值作為最大容許電流(周圍環境溫度25°C).

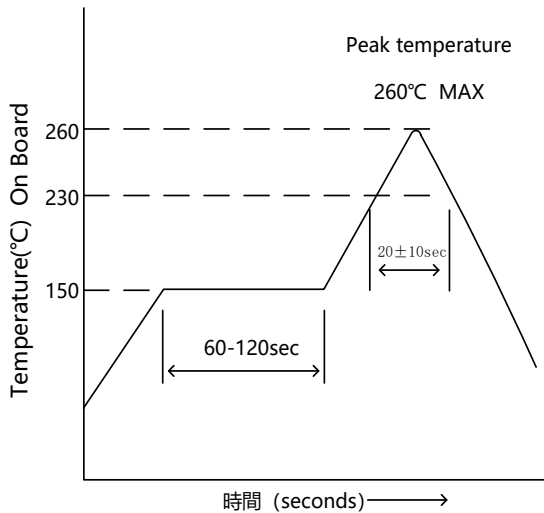


Part NO. 品名	Inductance 電感量(μH)	Tolerance 公差(%)	DC Resistance 直流電阻Max(Ω)	Rated Current 額定電流Max(A)
FCD43-151	150	K	2.00	0.42
FCD43-181	180	K	3.20	0.38
FCD43-221	220	K	3.40	0.36
FCD43-271	270	K	3.90	0.34
FCD43-331	330	K	5.30	0.28
FCD43-391	390	K	5.90	0.24
FCD43-471	470	K	6.80	0.21
FCD43-561	560	K	8.50	0.20
FCD43-681	680	K	10.00	0.18
FCD43-821	820	K	13.40	0.15
FCD43-102	1000	K	15.60	0.14

Electrical Schematic/原理圖



Recommended Temperature Conditions of Air Reflow Soldering/推薦回流焊溫度條件



In addition to the standards versions shown here, custom inductors are also available to meet your exact requirements.

除了這裡顯示的標準品之外,可根據客戶要求進行設計.

www.fonrita.com