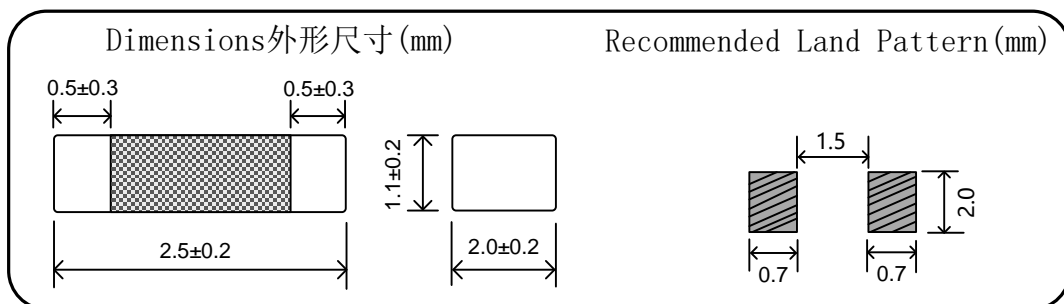
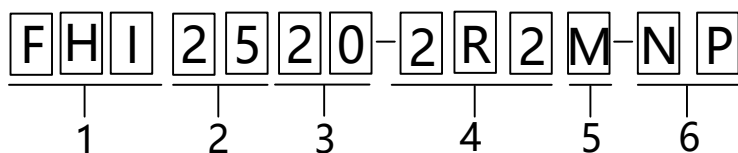




Type: FHI2520



PRODUCT IDENTIFICATION/產品標識



1. Product symbol/產品類型 : FHI(shield/屏蔽)
2. Body length/產品長度 : mm
3. Body wide/產品寬度 : mm
4. Inductance/感量 : μH
5. Tolerance/公差 : M $\pm 20\%$, N $\pm 30\%$
6. RoHs Compliant(SGS Certified)

本產品滿足環境保護要求(有害物質限用)



FEATURES:

- Quantity/reel:3000PCS.
- Square 2.5mm type(2.7mm Max),Height 1.3mm Max.
- Compact size and light weight.
- Low RDC and High IDC.
- Widely use in DC-DC converter/Notebook/Camcorders/ Cellular platform.

特長:

- 數量/卷:3000PCS.
- 方形2.5mm(2.7mm Max),高度1.3mm Max.
- 尺寸小,重量輕.
- 低直流電阻,大電流.
- 廣泛應用於升降壓轉換器/筆記本電腦/攝像機/ 移動通訊設備.

ELECTRICAL CHARACTERISTICS/電氣特性

Part NO. 品名	Inductance 電感量(μH)	Tolerance 公差(%)	RDC直流電阻 Max(Ω)	SRF(MHz) Min.	I sat(Max) 飽和電流(mA)	I rms(Max) 溫升電流(mA)
FHI2520-1R0	1.0	M,N	0.130	60	800	1200
FHI2520-1R5	1.5	M,N	0.143	50	700	1100
FHI2520-2R2	2.2	M,N	0.156	40	600	1100
FHI2520-3R3	3.3	M,N	0.156	30	600	1100
FHI2520-4R7	4.7	M,N	0.182	20	500	1100

Inductance Range/電感範圍:1.0~4.7 μH

Operating Temperature/工作溫度:-40°C ~ +125°C

Storage Temperature/儲存溫度:-40°C ~ +125°C

(1) Test frequency :1MHz;

(2) The maximum allowable current is a DC current which causes initial inductance to decrease by 30%,or temperature to rise by 40°C, whichever is smaller(At ambient reference temperature:25°C).

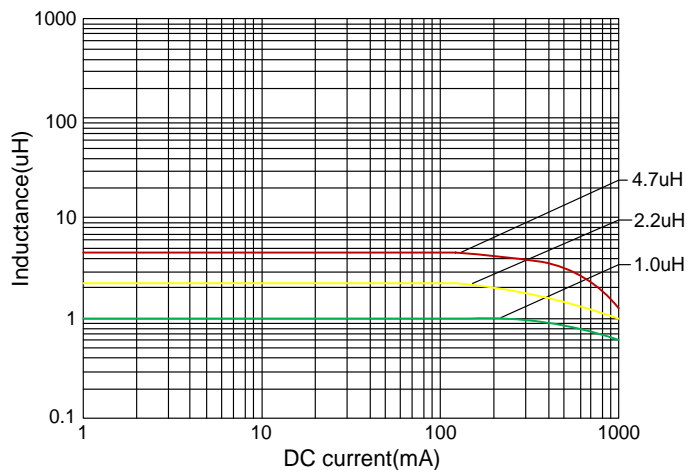
(1) 電感測試頻率:1MHz;

(2) 最大容許電流定義:電感下降30%或溫度上升40°C時,取其小值作為最大容許電流(周圍環境溫度25°C).

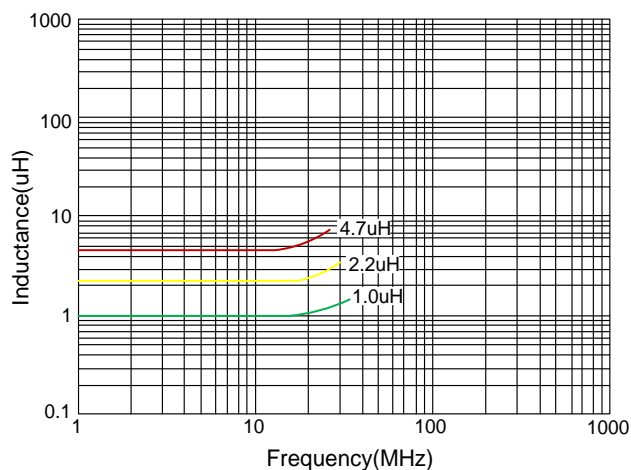


CHARACTERISTICS CURVE/特性曲線

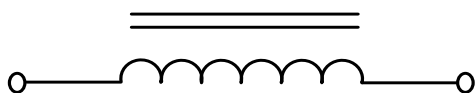
INDUCTANCE VS DC SUPERPOSITION CHARACTERISTICS



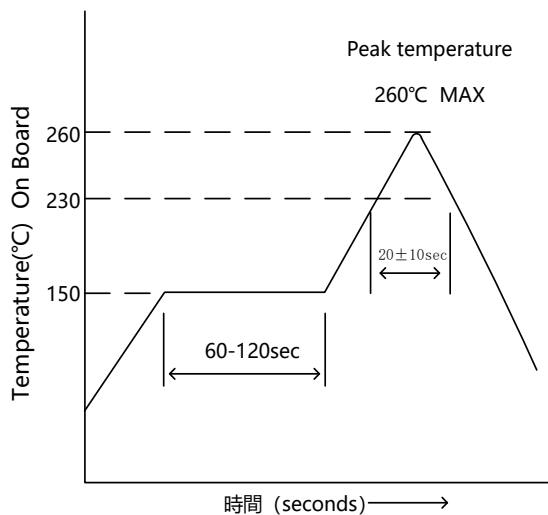
INDUCTANCE VS FREQUENCY CHARACTERISTICS



Electrical Schematic/原理圖



Recommended Temperature Conditions of Air Reflow Soldering/推薦回流焊溫度條件



In addition to the standards versions shown here, custom inductors are also available to meet your exact requirements.

除了這裡顯示的標準品之外,可根據客戶要求進行設計.

www.fonrita.com