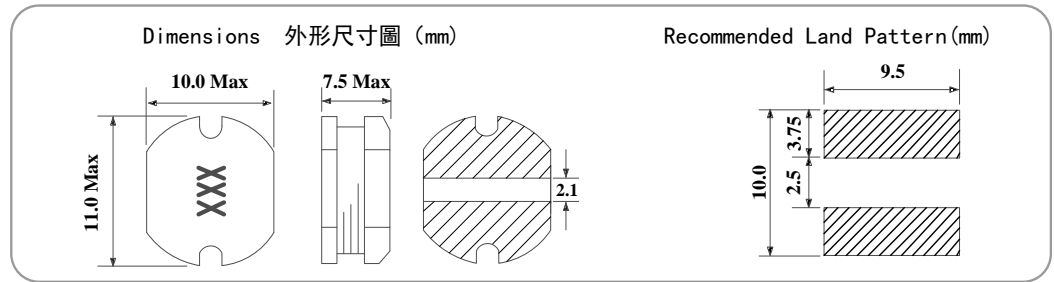

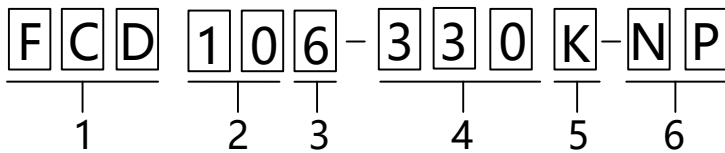




Type: FCD106



PRODUCT IDENTIFICATION/產品標識



1. Product symbol/產品類型 : FCD (Unshielded/無屏蔽)
2. Body length/產品長度 : mm
3. Body height/產品高度 : mm
4. Inductance/感量 : μH
5. Tolerance/公差 : K $\pm 10\%$, M $\pm 20\%$
6. RoHS Compliant(SGS Certified)

本產品滿足環境保護要求(有害物質限用)



FEATURES:

- Quantity/reel:800PCS.
- Rotundity 11.0mm Max,Height 7.5mm Max.
- Carrier tape is used for SMT.
- Suitable for reflow soldering.
- Widely use in DC-DC converter/LCD TV/Notebook/PDA/ Digital camera/Portable CDR-W etc.

特長:

- 數量/卷:800PCS.
- 圓形11.0mm Max,高度7.5mm Max.
- 使用載帶包裝運用於SMT.
- 適用於回流焊SMT工藝.
- 廣泛應用於升降壓轉換器/液晶顯示器/筆記本電腦/個人掌上記事本/數碼相機/便攜式光碟機.

ELECTRICAL CHARACTERISTICS/電氣特性

Part NO. 品名	Inductance 電感量(μH)	Tolerance 公差(%)	DC Resistance 直流電阻Max(Ω)	Rated Current 額定電流Max(A)
FCD106-2R2	2.2	M	0.024	10.00
FCD106-5R6	5.6	M	0.030	6.00
FCD106-100	10	M	0.06	3.50
FCD106-120	12	M	0.07	3.40
FCD106-150	15	M	0.08	3.10
FCD106-180	18	M	0.09	3.00
FCD106-220	22	M	0.10	2.60
FCD106-270	27	M	0.11	2.40
FCD106-330	33	K	0.12	2.30
FCD106-390	39	K	0.14	2.10
FCD106-470	47	K	0.17	1.95
FCD106-560	56	K	0.19	1.85
FCD106-680	68	K	0.22	1.65
FCD106-820	82	K	0.25	1.50
FCD106-101	100	K	0.35	1.40
FCD106-121	120	K	0.40	1.30
FCD106-151	150	K	0.47	1.20
FCD106-181	180	K	0.63	1.00
FCD106-221	220	K	0.73	0.95
FCD106-271	270	K	0.97	0.90
FCD106-331	330	K	1.15	0.80
FCD106-391	390	K	1.30	0.75
FCD106-471	470	K	1.48	0.65

Inductance Range/電感範圍:2.2~1200 μH

Operating Temperature/工作溫度: -40°C ~ +125°C

Storage Temperature/儲存溫度: -40°C ~ +125°C

(1) Test frequency :2.2~10 μH at 100KHz/0.25V;
12~1200 μH at 1kHz/0.25V.

(2) The maximum allowable current is a DC current which causes initial inductance to decrease by 10%, or temperature to rise by 40°C, whichever is smaller (At ambient reference temperature:25°C).

(1) 電感測試頻率:2.2~10 μH 在100KHz/0.25V;
12~1200 μH 在 1kHz/0.25V.

(2) 最大容許電流定義:電感下降10%或溫度上升40°C時,取其小值作為最大容許電流(周圍環境溫度25°C).

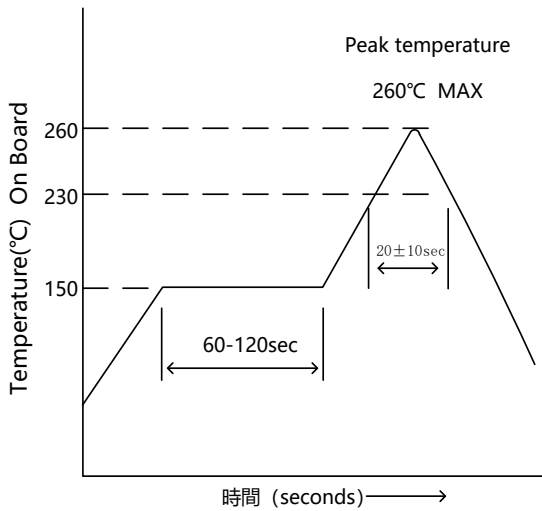


Part NO. 品名	Inductance 電感量(μH)	Tolerance 公差(%)	DC Resistance 直流電阻Max(Ω)	Rated Current 額定電流Max(A)
FCD106-561	560	K	1.90	0.60
FCD106-681	680	K	2.45	0.50
FCD106-821	820	K	2.55	0.48
FCD106-102	1000	K	3.00	0.46
FCD106-122	1200	K	3.50	0.35

Electrical Schematic/原理圖



Recommended Temperature Conditions of Air Reflow Soldering/推薦回流焊溫度條件



In addition to the standards versions shown here, custom inductors are also available to meet your exact requirements.

除了這裡顯示的標準品之外,可根據客戶要求進行設計.

www.fonrita.com