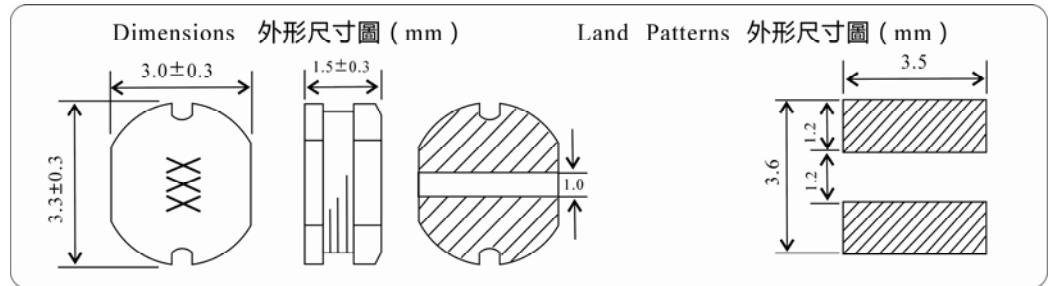

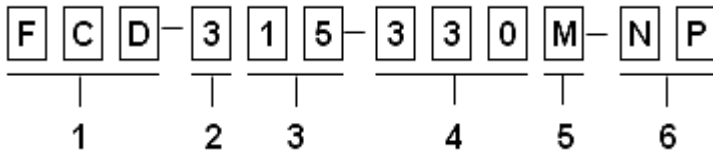


**Type: FCD315**

**PRODUCT IDENTIFICATION/產品標識**


1. Product symbol/產品標識 : FCD (Unshielded/無屏蔽)
2. Outside dia /外部尺寸 : mm
3. Body height /產品高度 : mm
4. Inductance /感量 :  $\mu\text{H}$
5. Tolerance /公差 : K 10%, L 15%, M 20%
6. Rohs Compliant(SGS Certified)  
 本產品滿足環境保護要求(有害物質限用)

**FEATURES:**

- Quantity/reel:3,500PCS.
- Small product,rotundity 3.0mm type(3.3mm Max).Height 1.5mm TYP
- Carruer taoe oacjubg,use for SMT.
- Suitable for reflow soldering.
- Widely use in DC-DC converter/LCD TV/Notebook/PDA/MP3-MP4 player/Digital camera/Portable CDR-W etc.

**特長:**

- 數量/卷:3,500PCS.
- 產品小型化,圓形3.0mm(3.3mm Max)高度1.5mm TYP.
- 使用載帶包裝運用于SMT.
- 適用於回流焊SMT工藝.
- 廣泛應用用于升降壓轉換器/液晶顯示器/筆記本電腦/個人掌上記事本/MP3/MP4播放器/數碼相繼/便攜式光碟機.

**ELECTRICAL CHARACTERISTICS/電氣特性**

Part NO. 品名	Inductance 電感量( $\mu\text{H}$ )	Tolerance 公差(%)	DC Resutance 直流電阻MAX( $\Omega$ )	Rated Current 額定電流(A)
FCD315-1R0	1.0	M	0.06	1.60
FCD315-1R5	1.5	M	0.13	1.55
FCD315-2R2	2.2	M	0.13	1.20
FCD315-3R3	3.3	M	0.14	0.90
FCD315-4R7	4.7	M	0.19	0.65
FCD315-5R6	5.6	M	0.26	0.60
FCD315-6R8	6.8	M	0.27	0.55
FCD315-8R2	8.2	M	0.36	0.50
FCD315-100	10	M	0.39	0.45
FCD315-120	12	M	0.45	0.42
FCD315-150	15	M	0.75	0.30
FCD315-180	18	M	0.76	0.29
FCD315-220	22	M	0.92	0.25
FCD315-270	27	M	1.12	0.23
FCD315-330	33	M	1.43	0.20
FCD315-470	47	M	1.69	0.17
FCD315-560	56	M	2.08	0.15
FCD315-680	68	M	2.86	0.13
FCD315-820	82	M	3.25	0.13
FCD315-101	100	M	3.55	0.12
FCD315-121	120	M	4.55	0.12
FCD315-151	150	M	5.35	0.12
FCD315-181	180	M	7.15	0.12
FCD315-221	220	M	8.32	0.12
FCD315-271	270	M	12.61	0.11
FCD315-331	330	K	14.56	0.10

**Inductance Range/電感範圍:1.0~1500  $\mu\text{H}$** 
**Temperature Range/使用溫度範圍: -30~100°C**

- (1) Inductance is measured with a LCR meter:  
 HP4284A(Agilengt)/3532-50(HIOKI) or equivalent.  
 Test frequency :1MHz/1V ;
- (2) DC resistance is measured with a Digital Multimeter  
 TH2512B(TongHui) or equalcent.
- (3) The DC Bias test with TH2817&TH1775(TongHui)  
 The maximum allowable current is a DC current  
 which causes initial inductance to decrease by 25%,  
 or temperature to rise by 40°C,whichever is smaller.  
 (At ambient reference temperature:20°C)
- (1) 電感值測試儀:HP4284A(Agilengt)/3532-50(HIOKI)或  
 同等LCR Meter.測試頻率1MHz/1V ;
- (2) 直流電阻測試儀:TH2512B或同等的DCR測試設備.
- (3) 最大容許電流測試:TH2817&TH1775;最大容許電流定義:  
 電感下降25%或溫度上升40°C時取其小值作為最大容許  
 電流.(周圍環境溫度25°C)

Part NO. 品名	Inductance 電感量(μH)	Tolerance 公差(%)	DC Resutance 直流電阻MAX(Ω)	Rated Current 額定電流(A)
FCD315-391	390	K	16.12	0.09
FCD315-471	470	K	18.20	0.09
FCD315-681	680	K	36.01	0.08
FCD315-102	1000	K	44.20	0.06
FCD315-122	1200	K	49.40	0.05
FCD315-152	1500	K	58.50	0.04

In addition to the standards versions shown here, custom inductors are also available to meet your exact requirements.  
除了這裏顯示的標準品之外,可根據客戶要求進行設計.

---

[www.fonrita.com](http://www.fonrita.com)