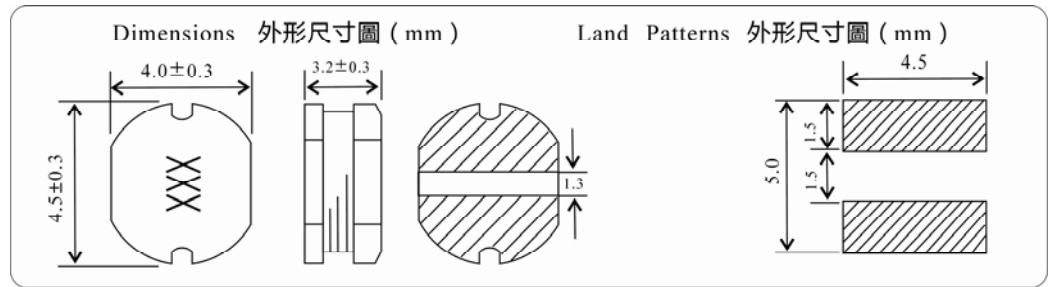

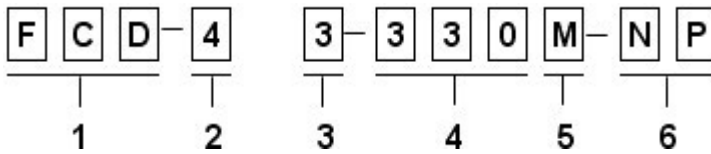


Type: FCD43

PRODUCT IDENTIFICATION/產品標識


- Product symbol/產品標識 : FCD (Unshielded/無屏蔽)
- Outside dia /外部尺寸 : mm
- Body height /產品高度 : mm
- Inductance /感量 : μH
- Tolerance /公差 : K 10%, L 15%, M 20%
- Rohs Compliant(SGS Certified)
本產品滿足環境保護要求(有害物質限用)

FEATURES:

- Quantity/reel:2,000PCS.
- Small product,rotundity 4.5mm type(4.8mm Max).Height 3.2mm TYP.
- Carruer taoe oacjubg,use for SMT.
- Suitable for reflow soldering.
- Widely use in DC-DC converter/LCD TV/Notebook/PDA/MP3-MP4 player/Digital camera/Portable CDR-W etc.

特長:

- 數量/卷:2,000PCS.
- 產品小型化,圓形4.5mm(4.8mm Max)高度3.2mm TYP.
- 使用載帶包裝運用于SMT.
- 適用於回流焊SMT工藝.
- 廣泛應用于升降壓轉換器/液晶顯示器/筆記本電腦/個人掌上記事本/MP3/MP4播放器/數碼相繼/便攜式光碟機.

ELECTRICAL CHARACTERISTICS/電氣特性

Part NO. 品名	Inductance 電感量(μH)	Tolerance 公差(%)	DC Resutance 直流電阻MAX(Ω)	Rated Current 額定電流(A)
FCD43-1R0	1.0	M	0.049	2.560
FCD43-1R5	1.5	M	0.057	3.000
FCD43-1R8	1.8	M	0.064	1.956
FCD43-2R2	2.2	M	0.072	1.750
FCD43-2R7	2.7	M	0.079	1.580
FCD43-3R3	3.3	M	0.087	1.440
FCD43-3R9	3.9	M	0.094	1.330
FCD43-4R7	4.7	M	0.109	1.150
FCD43-5R6	5.6	M	0.126	1.100
FCD43-6R8	6.8	M	0.132	1.080
FCD43-8R2	8.2	M	0.147	1.050
FCD43-100	10	M	0.182	1.040
FCD43-120	12	M	0.210	0.970
FCD43-150	15	M	0.235	0.850
FCD43-180	18	M	0.338	0.740
FCD43-200	20	M	0.350	0.700
FCD43-220	22	M	0.378	0.680
FCD43-270	27	M	0.522	0.620
FCD43-330	33	K	0.540	0.560
FCD43-390	39	K	0.587	0.520
FCD43-470	47	K	0.844	0.440
FCD43-560	56	K	0.937	0.420
FCD43-680	68	K	1.117	0.370
FCD43-820	82	K	1.200	0.300
FCD43-101	100	K	1.440	0.280
FCD43-121	120	K	1.610	0.240

Inductance Range/電感範圍:1.0~1500 μH
Temperature Range/使用溫度範圍: -30~100°C

- Inductance is measured with a LCR meter:
HP4284A(Agilent)/3532-50(HIOKI) or equivalent.
Test frequency :1.0~8.2 μH at 7.96MHz/1V ;
10~82 μH at 2.52MHz/1V ; 100~1500 μH at 1kHz/1V.
- DC resistance is measured with a Digital Multimeter
TH2512B(TongHui) or equicalent.
- The DC Bias test with TH2817&TH1775(TongHui)
The maximum allowable current is a DC current
which causes initial inductance to decrease by 25%,
or temperature to rise by 40°C,whichever is smaller.
(At ambient reference temperature:20°C)

- 電感值測試儀:HP4284A(Agilent)/3532-50(HIOKI)或同等LCR Meter.測試頻率1.0~8.2 μH 在 7.96MHz/1V ; 10~82 μH 在 2.52MHz/1V ; 100~1500 μH 在 1kHz/1V.
- 直流電阻測試儀:TH2512B或同等的DCR測試設備.
- 最大容許電流測試:TH2817&TH1775;最大容許電流定義:電感下降25%或溫度上升40°C時取其小值作為最大容許電流.(周圍環境溫度25°C)

Part NO. 品名	Inductance 電感量(μH)	Tolerance 公差(%)	DC Resutance 直流電阻MAX(Ω)	Rated Current 額定電流(A)
FCD43-151	150	K	1.80	0.220
FCD43-181	180	K	2.18	0.210
FCD43-221	220	K	2.57	0.200
FCD43-271	270	K	3.52	0.180
FCD43-331	330	K	5.00	0.120
FCD43-391	390	K	6.00	0.115
FCD43-471	470	K	7.00	0.110
FCD43-561	560	K	8.00	0.100
FCD43-681	680	K	9.00	0.098
FCD43-821	820	K	10.00	0.095
FCD43-102	1000	K	12.00	0.090
FCD43-152	1500	K	27.58	0.040

In addition to the standards versions shown here, custom inductors are also available to meet your exact requirements.

除了這裏顯示的標準品之外,可根據客戶要求進行設計.

www.fonrita.com