
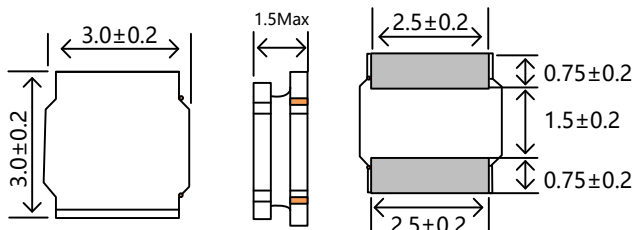




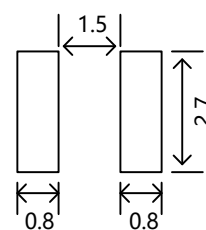
Type: FLQH3015



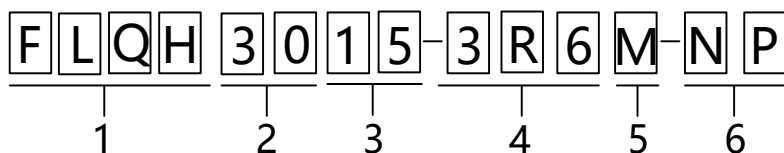
Dimensions外形尺寸(mm)



Recommended Land Pattern (mm)



PRODUCT IDENTIFICATION/產品標識



- 1.Product symbol/產品類型 : FLQH(shield/屏蔽)
- 2.Body length/產品長度 : mm
- 3.Body height/產品高度 : mm
- 4.Inductance/感量 : μH
- 5.Tolerance/公差 : M $\pm 20\%$, N $\pm 30\%$
- 6.RoHs Compliant(SGS Certified)

本產品滿足環境保護要求(有害物質限用)



FEATURES:

- Quantity/reel:2000PCS.
- Square 3.0mm type(3.2mm Max),Height 1.5mm Max.
- Magnetic-resin shielded construction reduces buzz noise to ultra-low levels.
- Widely use in DC-DC converter/Notebook/Camcorders, HDTV .

特長:

- 數量/卷:2000PCS.
- 方形3.0mm(3.2mm Max),高度1.5mm Max.
- 磁性樹脂屏蔽結構將噪聲降至超低水平.
- 廣泛應用於升降壓轉換器/筆記本電腦/攝像機, 高清電視.

ELECTRICAL CHARACTERISTICS/電氣特性

| Part NO. 品名 | Inductance 電感量(μH) | Tolerance 公差(%) | RDC直流電阻 Max(Ω) | SRF(MHz) Min. | I sat(Max) 飽和電流(A) | I rms(Max) 溫升電流(A) |
|----------------|------------------------------------|--------------------|----------------------------|------------------|-----------------------|-----------------------|
| FLQH3015-R50 | 0.5 | N | 0.039 | 162 | 3.90 | 2.60 |
| FLQH3015-1R0 | 1.0 | N | 0.039 | 150 | 2.32 | 2.35 |
| FLQH3015-1R2 | 1.2 | N | 0.052 | 110 | 2.21 | 1.95 |
| FLQH3015-1R5 | 1.5 | N | 0.065 | 100 | 2.30 | 1.70 |
| FLQH3015-1R8 | 1.8 | N | 0.065 | 92 | 1.75 | 1.70 |
| FLQH3015-2R2 | 2.2 | N | 0.078 | 86 | 1.60 | 1.60 |
| FLQH3015-2R7 | 2.7 | N | 0.098 | 64 | 1.52 | 1.43 |
| FLQH3015-3R3 | 3.3 | M | 0.104 | 68 | 1.32 | 1.36 |
| FLQH3015-3R6 | 3.6 | M | 0.137 | 59 | 1.28 | 1.20 |
| FLQH3015-3R9 | 3.9 | M | 0.137 | 47 | 1.20 | 1.20 |
| FLQH3015-4R3 | 4.3 | M | 0.150 | 53 | 1.20 | 1.14 |
| FLQH3015-4R7 | 4.7 | M | 0.163 | 46 | 1.10 | 1.09 |
| FLQH3015-5R1 | 5.1 | M | 0.173 | 49 | 1.00 | 1.05 |
| FLQH3015-6R2 | 6.2 | M | 0.254 | 46 | 1.00 | 0.86 |
| FLQH3015-6R8 | 6.8 | M | 0.260 | 39 | 0.85 | 0.85 |
| FLQH3015-100 | 10 | M | 0.325 | 41 | 0.72 | 0.77 |
| FLQH3015-120 | 12 | M | 0.416 | 32 | 0.70 | 0.68 |
| FLQH3015-150 | 15 | M | 0.455 | 30 | 0.66 | 0.65 |
| FLQH3015-180 | 18 | M | 0.559 | 23 | 0.56 | 0.59 |
| FLQH3015-220 | 22 | M | 0.598 | 23 | 0.52 | 0.57 |
| FLQH3015-270 | 27 | M | 0.949 | 22 | 0.48 | 0.45 |
| FLQH3015-330 | 33 | M | 1.066 | 20 | 0.44 | 0.43 |
| FLQH3015-390 | 39 | M | 1.294 | 14 | 0.41 | 0.39 |
| FLQH3015-430 | 43 | M | 1.378 | 16 | 0.37 | 0.37 |
| FLQH3015-470 | 47 | M | 1.625 | 14 | 0.35 | 0.35 |
| FLQH3015-560 | 56 | M | 1.664 | 13 | 0.33 | 0.34 |

Inductance Range/電感範圍:0.5~150 μH

Operating Temperature/工作溫度:-40°C ~ +125°C

Storage Temperature/儲存溫度:-40°C ~ +125°C

(1) Test frequency :100KHz/1.0V;

(2) The maximum allowable current is a DC current which causes initial inductance to decrease by 30%,or temperature to rise by 40°C, whichever is smaller(At ambient reference temperature:25°C) .

(1) 電感測試頻率:100KHz/1.0V;

(2) 最大容許電流定義:電感下降30%或溫度上升40°C時,取其小值作為最大容許電流(周圍環境溫度25°C) .

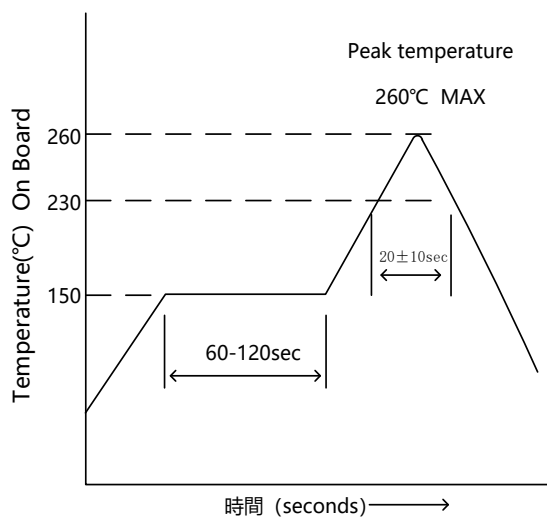


| Part NO. 品名 | Inductance 電感量(μH) | Tolerance 公差(%) | RDC 直流電阻 Max(Ω) | SRF(MHz) Min. | I sat(Max) 飽和電流(A) | I rms(Max) 溫升電流(A) |
|----------------|------------------------------------|--------------------|-----------------------------|------------------|-----------------------|-----------------------|
| FLQH3015-620 | 62 | M | 2.093 | 13 | 0.30 | 0.30 |
| FLQH3015-680 | 68 | M | 3.510 | 11 | 0.28 | 0.23 |
| FLQH3015-101 | 100 | M | 4.043 | 6.3 | 0.23 | 0.21 |
| FLQH3015-151 | 150 | M | 4.940 | 4.7 | 0.18 | 0.19 |

Electrical Schematic/原理圖



Recommended Temperature Conditions of Air Reflow Soldering/推薦回流焊溫度條件



In addition to the standards versions shown here, custom inductors are also available to meet your exact requirements.

除了這裡顯示的標準品之外,可根據客戶要求進行設計.

www.fonrita.com