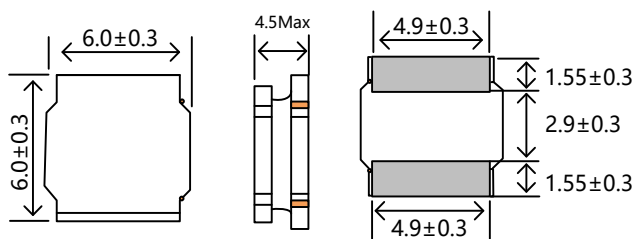




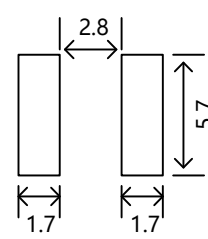
Type: FLQH6045



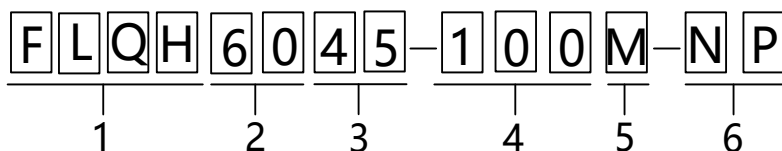
Dimensions外形尺寸 (mm)



Recommended Land Pattern (mm)



PRODUCT IDENTIFICATION/產品標識



- 1.Product symbol/產品類型 : FLQH(shield/屏蔽)
- 2.Body length/產品長度 : mm
- 3.Body height/產品高度 : mm
- 4.Inductance/感量 : μH
- 5.Tolerance/公差 : K $\pm 10\%$, M $\pm 20\%$, N $\pm 30\%$
- 6.RoHs Compliant(SGS Certified)

本產品滿足環境保護要求(有害物質限用)



FEATURES:

- Quantity/reel:1500PCS.
- Square 6.0mm type(6.3mm Max),Height 4.5mm Max.
- Magnetic-resin shielded construction reduces buzz noise to ultra-low levels.
- Widely use in DC-DC converter/Notebook/Camcorders, HDTV .

特長:

- 數量/卷:1500PCS.
- 方形6.0mm(6.3mm Max),高度4.5mm Max.
- 磁性樹脂屏蔽結構將噪聲降至超低水平.
- 廣泛應用於升降壓轉換器/筆記本電腦/攝像機, 高清電視.

ELECTRICAL CHARACTERISTICS/電氣特性

Part NO. 品名	Inductance 電感量(μH)	Tolerance 公差(%)	RDC直流電阻 Max(Ω)	SRF(MHz) Min.	I sat(Max) 飽和電流(A)	I rms(Max) 溫升電流(A)
FLQH6045-R47	0.47	N	0.008	155	15.0	6.50
FLQH6045-R56	0.56	N	0.008	142	14.0	6.50
FLQH6045-R68	0.68	N	0.008	99	11.0	5.70
FLQH6045-R82	0.82	N	0.010	140	10.35	5.90
FLQH6045-1R0	1.0	N	0.014	100	9.85	5.14
FLQH6045-1R2	1.2	N	0.013	100	8.35	5.40
FLQH6045-1R3	1.3	N	0.013	100	8.35	5.40
FLQH6045-1R5	1.5	N	0.016	65	8.80	4.95
FLQH6045-1R8	1.8	N	0.016	74	7.60	4.95
FLQH6045-2R2	2.2	N	0.018	52	6.75	4.60
FLQH6045-2R3	2.3	N	0.027	60	6.00	3.50
FLQH6045-2R7	2.7	N	0.020	38	5.75	4.30
FLQH6045-3R0	3.0	N	0.026	35	5.60	3.80
FLQH6045-3R3	3.3	N	0.027	32	5.90	3.70
FLQH6045-3R6	3.6	N	0.027	28	5.25	3.70
FLQH6045-4R3	4.3	M	0.030	23	4.45	3.50
FLQH6045-4R5	4.5	M	0.034	24	4.97	3.30
FLQH6045-4R7	4.7	M	0.034	24	4.97	3.30
FLQH6045-5R1	5.1	M	0.034	23	4.40	3.30
FLQH6045-5R6	5.6	M	0.038	23	4.15	3.15
FLQH6045-6R2	6.2	M	0.040	26	4.43	3.00
FLQH6045-6R3	6.3	M	0.040	26	4.43	3.00
FLQH6045-6R8	6.8	M	0.040	20	3.90	3.00
FLQH6045-7R5	7.5	M	0.044	18	3.50	2.90
FLQH6045-8R2	8.2	M	0.056	21	3.90	2.60
FLQH6045-9R1	9.1	M	0.056	17	3.35	2.60

Inductance Range/電感範圍:0.47~15000 μH

Operating Temperature/工作溫度:-40°C ~ +125°C

Storage Temperature/儲存溫度:-40°C ~ +125°C

(1) Test frequency :100KHz/1.0V;

(2) The maximum allowable current is a DC current which causes initial inductance to decrease by 30%,or temperature to rise by 40°C, whichever is smaller(At ambient reference temperature:25°C) .

(1) 電感測試頻率:100KHz/1.0V;

(2) 最大容許電流定義:電感下降30%或溫度上升40°C時,取其小值作為最大容許電流(周圍環境溫度25°C) .

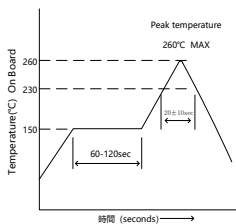


Part NO. 品名	Inductance 電感量(μH)	Tolerance 公差(%)	RDC直流電阻 Max(Ω)	SRF(MHz) Min.	I sat(Max) 飽和電流(A)	I rms(Max) 溫升電流(A)
FLQH6045-100	10	M	0.062	15	3.20	2.45
FLQH6045-120	12	M	0.075	13	2.80	2.20
FLQH6045-150	15	M	0.088	12	2.50	2.05
FLQH6045-180	18	M	0.105	10	2.20	1.85
FLQH6045-220	22	M	0.116	10	2.05	1.80
FLQH6045-270	27	M	0.133	9.2	1.90	1.65
FLQH6045-300	30	M	0.172	7.8	1.70	1.50
FLQH6045-330	33	M	0.178	7.8	1.65	1.45
FLQH6045-360	36	M	0.225	7.8	1.62	1.40
FLQH6045-390	39	M	0.234	7.8	1.50	1.25
FLQH6045-430	43	M	0.260	7.7	1.63	1.20
FLQH6045-470	47	M	0.260	6.4	1.40	1.20
FLQH6045-510	51	M	0.269	6.4	1.35	1.15
FLQH6045-560	56	M	0.287	6.4	1.30	1.10
FLQH6045-620	62	M	0.306	6.4	1.25	1.10
FLQH6045-680	68	M	0.376	6.4	1.20	1.00
FLQH6045-750	75	M	0.397	5.0	1.15	0.95
FLQH6045-820	82	M	0.443	4.9	1.05	0.90
FLQH6045-910	91	M	0.467	4.9	1.00	0.85
FLQH6045-101	100	M	0.563	4.2	0.95	0.80
FLQH6045-121	120	M	0.629	4.2	0.85	0.77
FLQH6045-151	150	M	0.754	4.2	0.80	0.70
FLQH6045-221	220	M	1.084	3.5	0.70	0.59
FLQH6045-331	330	M	1.651	2.8	0.57	0.57
FLQH6045-471	470	M	2.340	2.0	0.50	0.42
FLQH6045-681	680	M	3.250	1.7	0.42	0.33
FLQH6045-102	1000	M	5.850	0.5	0.30	0.30
FLQH6045-152	1500	M	8.450	0.8	0.24	0.21
FLQH6045-222	2200	K	12.48	0.9	0.20	0.17
FLQH6045-332	3300	K	15.96	0.7	0.17	0.15
FLQH6045-472	4700	K	23.70	0.6	0.15	0.12
FLQH6045-682	6800	K	40.20	0.5	0.12	0.09
FLQH6045-103	10000	K	46.68	0.4	0.10	0.08
FLQH6045-123	12000	K	74.40	0.4	0.09	0.07
FLQH6045-153	15000	K	84.00	0.4	0.09	0.06

Electrical Schematic/原理圖



Recommended Temperature Conditions of Air Reflow Soldering/推薦回流焊溫度條件



In addition to the standards versions shown here, custom inductors are also available to meet your exact requirements.

除了這裡顯示的標準品之外,可根據客戶要求進行設計.