
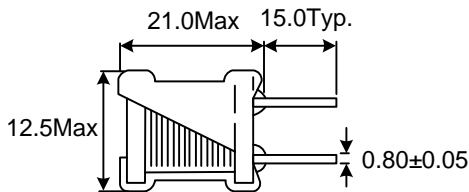




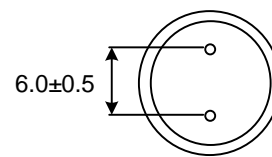
Type: FPK1016



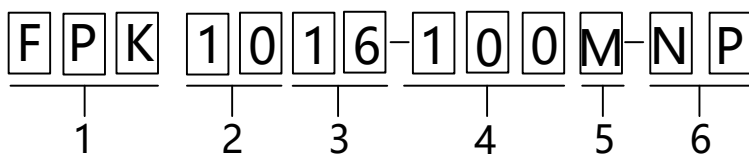
Dimensions外形尺寸 (mm)



Bottom View



PRODUCT IDENTIFICATION/產品標識



1. Product symbol/產品類型 : FPK (Unshielded/無屏蔽)
2. Body diameter/產品直徑 : mm
3. Body height/產品高度 : mm
4. Inductance/感量 : μH
5. Tolerance/公差 : K $\pm 10\%$, M $\pm 20\%$, N $\pm 30\%$
6. RoHS Compliant(SGS Certified)

本產品滿足環境保護要求(有害物質限用)



FEATURES:

- Open magnetic circuit construction.
- Low cost and high reliability.
- Widely use in Copying machine/Display monitor/Lighting/Car electronics etc.

特長:

- 開磁路構造設計.
- 低成本及高可靠.
- 廣泛應用於影印機/顯示監視器/照明設備/汽車電子產品等.

ELECTRICAL CHARACTERISTICS/電氣特性

Part NO. 品名	Inductance 電感量(μH)	Tolerance 公差(%)	DC Resistance 直流電阻Max(Ω)	Rated Current 額定電流Max(A)
FPK1016-1R0	1.0	N	0.010	9.00
FPK1016-1R5	1.5	N	0.015	9.00
FPK1016-1R8	1.8	N	0.015	9.00
FPK1016-2R7	2.7	N	0.015	9.00
FPK1016-3R3	3.3	N	0.015	8.50
FPK1016-3R9	3.9	N	0.015	8.00
FPK1016-4R7	4.7	M	0.020	7.50
FPK1016-5R6	5.6	M	0.025	7.50
FPK1016-6R8	6.8	M	0.025	7.50
FPK1016-8R2	8.2	M	0.025	7.20
FPK1016-100	10	M	0.030	7.20
FPK1016-120	12	K	0.030	7.00
FPK1016-150	15	K	0.035	6.50
FPK1016-180	18	K	0.035	6.30
FPK1016-220	22	K	0.045	5.50
FPK1016-270	27	K	0.050	4.50
FPK1016-330	33	K	0.070	4.00
FPK1016-390	39	K	0.070	3.80
FPK1016-470	47	K	0.070	3.60
FPK1016-560	56	K	0.080	3.20
FPK1016-680	68	K	0.090	3.00
FPK1016-820	82	K	0.095	2.60
FPK1016-101	100	K	0.120	2.50
FPK1016-121	120	K	0.140	2.30
FPK1016-151	150	K	0.170	2.10
FPK1016-181	180	K	0.190	2.00

Inductance Range/電感範圍:1.0~1000 μH

Operating Temperature/工作溫度: $-40^{\circ}\text{C} \sim +125^{\circ}\text{C}$

Storage Temperature/儲存溫度: $-40^{\circ}\text{C} \sim +125^{\circ}\text{C}$

(1) Test frequency :1KHz/0.25V;

(2) The maximum allowable current is a DC current which causes initial inductance to decrease by 10%, or temperature to rise by 40°C , whichever is smaller (At ambient reference temperature: 25°C).

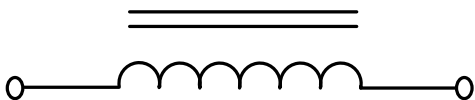
(1) 電感測試頻率:1KHz/0.25V;

(2) 最大容許電流定義:電感下降10%或溫度上升 40°C 時,取其小值作為最大容許電流(周圍環境溫度 25°C).



Part NO. 品名	Inductance 電感量(μH)	Tolerance 公差(%)	DC Resistance 直流電阻Max(Ω)	Rated Current 額定電流Max(A)
FPK1016-221	220	K	0.250	1.80
FPK1016-271	270	K	0.340	1.50
FPK1016-331	330	K	0.450	1.50
FPK1016-391	390	K	0.510	1.30
FPK1016-471	470	K	0.560	1.20
FPK1016-561	560	K	0.640	1.00
FPK1016-681	680	K	0.710	1.00
FPK1016-821	820	K	1.010	0.90
FPK1016-102	1000	K	1.200	0.80

Electrical Schematic/原理圖



In addition to the standards versions shown here, custom inductors are also available to meet your exact requirements.

除了這裡顯示的標準品之外,可根據客戶要求進行設計.

www.fonrita.com